

FLORIDA™

MEN'S BASKETBALL

Release Date: Feb. 27, 2017



#12 Florida (23-6/13-3 SEC) vs. Arkansas (22-7/11-5 SEC)
Exactech Arena at the Stephen C. O'Connell Center (10,151)
Gainesville, Fla. | Game 30 | March 1, 2017 | 7 p.m.



Exactech Arena



O'CONNELL CENTER

COACHES

Mike White

44-21 | 2nd season at Florida
145-61 | 6th season overall

Mike Anderson

124-71 | 6th season at Arkansas
324-169 | 15th season overall

BROADCAST INFORMATION

TV | ESPN2

Streaming | WatchESPN

Play-by-Play: Joe Tessitore

Analyst: Sean Farnham

Radio | Gator IMG Sports Network

Sirius 137 | XM 191

Play-by-Play: Mick Hubert

Analyst: Mark Wise

TICKET INFORMATION

Limited Tickets Available

Gator Ticket Office

352-375-4683 x6800

FloridaGators.com/tickets

SOCIAL MEDIA

Facebook, Twitter & Instagram: @GatorsMBK

NOTABLE NUMBERS

1

Kasey Hill needs one steal to become the sixth player in SEC history to reach 1,000 points, 500 assists and 175 steals in his career (see page 6 for details).

23

The Gators have 23 regular season wins for the 10th time in program history, including just the second time under a coach other than Billy Donovan (Lon Kruger, 1993-94). The Gators have only reached 25 regular season wins twice in program history (29 in 2013-14; 26 in 2006-07).

823

KeVaughn Allen's 823 career points are the most accumulated by a Gator sophomore since Kenny Boynton reached 1,001 points before his second season came to a close.

• Florida leads the all-time series vs. Arkansas, 20-11, including a 3-0 mark under head coach Mike White. The Gators are 11-2 all-time at home vs. the Razorbacks, including 1-0 under White. After losing the first two meetings in Gainesville, Florida has won 11 straight.

• Florida saw its nine-game winning streak in its last outing, a streak that marked the longest for the Gators under White and the team's best since winning 30 straight during 2013-14. UF's eight straight SEC wins tied for the fifth-longest streak in team history.

• Only one opponent this season has reached its season average in regulation against the Gator defense (Auburn), but in that one game the Gators also set a school scoring record for conference play (114).

• UF has five RPI top-50 wins and 15 top-100 wins, and the Gators have just one loss to a team outside the RPI top 30 (Vandy). UF's non-conference schedule is also ranked the sixth-toughest in the nation.

• The Gators' 22-point win over Kentucky, led by Kasey Hill's 21 points, marked UF's second win vs. a top-10 opponent in as many seasons under White and was also UF's largest margin of victory in series history vs. UK.

• UF tore off perhaps the most dominant three-game stretch in program history, winning by 35 at LSU, 32 at Oklahoma and 39 vs. Missouri. It marked the third time the Gators have ever won three straight games by 30+ points, but both previous times included no major-conference teams.

• UF's win vs. Missouri was highlighted by Chris Chiozza's triple-double (12/12/10), UF's first since 2009 (Nick Calathes), and Chiozza followed that up with a 9-rebound, 9-assist performance vs. Kentucky and earned SEC Player of the Week honors.

• UF's 84-52 win at Oklahoma in the SEC/Big 12 Challenge marked the Sooners' worst home loss in 95 years. It also marked the first time in school history the Gators notched back-to-back road wins by a 30+ margin of victory.

• The Gators posted the most prolific 3-point shooting night in school history at LSU, knocking down 19 3-pointers at LSU. The 106-71 decision marked UF's highest-scoring conference game in nearly 42 years.

• In wins against Alabama and Georgia, Florida posted a 92-22 advantage in bench scoring, including a 51-5 edge against Georgia that included Canyon Barry's 27-point output.

• KeVaughn Allen was named SEC Player of the Week on Jan. 9, following Florida's wins vs. Tennessee and Ole Miss. Allen shot 4-for-4 from 3-point range in the second half vs. the Vols, leading UF with 23 points. Justin Leon chipped in a career-high 19 points vs. the Vols, as well.

• The Gators came into league play off their first home game of the season, a 94-71 win vs. Little Rock in which they went 16-for-31 from 3-point range and had seven different players knock down a shot from long range.

• The Gators posted a 31-17 advantage over the final 15 minutes vs. Miami, sparked by Keith Stone's 15 points and eight rebounds off the bench.

• The Gators' depth has been on display all season as eight different players have led the team in scoring. The frontcourt depth will be tested with the loss of John Egbunu for the season following an ACL tear suffered at Auburn.

NOVEMBER

11	vs. FGCU (Jacksonville)	SECN +	W	80-59
13	vs. Mercer (Jacksonville)	ESPNU	W	76-54
17	vs. St. Bonaventure (Lakeland)	SECN +	W	73-66
21	vs. Belmont (Tampa)	SECN	W	78-61
24	vs. Seton Hall (Orlando)	ESPNU	W	81-76
25	vs. #11 Gonzaga (Orlando)	ESPNU	L	72-77
27	vs. Miami (Orlando)	ESPNU	W	65-56

DECEMBER

1	at North Florida	ESPNU	W	91-60
6	vs. #5/4 Duke (New York)	ESPN	L	74-84
11	at Florida State	ESPNU	L	78-83
17	vs. Charlotte (Sunrise)	FS2/Sun	W	87-46
21	Little Rock	SECN	W	94-71
29	at Arkansas	SECN	W	81-72

JANUARY

3	Ole Miss	ESPNU	W	70-63
7	Tennessee	ESPNU	W	83-70
10	at Alabama	ESPNU	W	80-67
14	Georgia	ESPNU	W/OT	80-76
18	at #24 South Carolina	SECN	L	53-57
21	Vanderbilt	CBS	L	66-68
25	at LSU	SECN	W	106-71
28	at Oklahoma (SEC/B12)	ESPN	W	84-52

FEBRUARY

2	Missouri	ESPNU	W	93-54
4	#8/6 Kentucky	ESPN	W	88-66
7	at Georgia	ESPNU	W	72-60
11	Texas A&M	ESPNU	W	71-62
14	at Auburn	SECN	W	114-95
18	at Mississippi State	ESPN	W	57-52
21	South Carolina	ESPN	W	81-66
25	at #11/10 Kentucky	CBS	L	66-76

MARCH

1	Arkansas	ESPNU		7 p.m.
4	at Vanderbilt	ESPN		2 p.m.
8-12	SEC Tournament (Nashville)			

FLORIDAGATORS.COM

Contact: Denver Parler | denverp@gators.ufl.edu | 352-375-4683 ext. 6135

FLORIDA PROBABLE STARTERS

#	Name	Pos.	Ht.	Wt.	Cl.	P/RPG
1	Devin Robinson	F	6-8	200	Jr.	11.1/6.0
23	Justin Leon	F	6-8	196	Sr.	7.3/3.8
13	Kevarrius Hayes	C	6-9	218	So.	6.3/4.1
0	Kasey Hill	G	6-1	175	Sr.	9.5/4.8a
5	KeVaughn Allen	G	6-2	183	So.	14.0/2.6

OPPONENT PROBABLE STARTERS

#	Name	Pos.	Ht.	Wt.	Cl.	P/RPG
13	Dustin Thomas	F	6-8	225	RJr.	5.4/4.1
33	Moses Kingsley	F	6-10	230	Sr.	11.8/7.7
0	Jaylen Barford	G	6-3	202	Jr.	12.2/3.6
3	Dusty Hannahs	G	6-3	210	RSr.	14.7/1.9
21	Manuale Watkins	G	6-3	222	Sr.	6.0/3.8

0

**KASEY
HILL**Guard
Senior
Umatilla, Fla.
6-1 | 175

Posted his first career double-double with 11 points and 11 assists vs. Little Rock...Became the first Gator since Nick Calathes to post 5+ points, rebounds, assists and steals in a game with 8 points, 5 rebounds, 5 assists and a career-best six steals vs. Ole Miss...Second player in UF history with 1,000 points and 500 assists (Erving Walker)...One steal shy of becoming the sixth SEC player to reach 1,000 points, 500 assists and 175 steals.

Year	GP	GS	Min	Avg	FG	FGA	Pct	3FG	3A	Pct	FT	FTA	Pct	OR	DR	Tot	Avg	PF	FO	Ast	TO	Blk	Stl	Pts	Avg
2016-17	29	29	825	28.4	101	245	.412	6	33	.182	68	106	.642	13	70	83	2.9	64	2	139	89	4	52	276	9.5
TOTAL	130	86	3386	26.0	365	922	.396	38	161	.236	246	419	.587	47	262	309	2.4	284	7	508	283	28	174	1014	7.8

1

**DEVIN
ROBINSON**Forward
Junior
Chesterfield, Va.
6-8 | 200

Had a career-high scoring night at LSU with 24 points, including 5-for-8 from 3-point range...Grabbed a season-high 11 rebounds at Kentucky...Poured in 21 points in UF's first game at Exactech Arena...Posted three double-doubles during his sophomore season.

Year	GP	GS	Min	Avg	FG	FGA	Pct	3FG	3A	Pct	FT	FTA	Pct	OR	DR	Tot	Avg	PF	FO	Ast	TO	Blk	Stl	Pts	Avg
2016-17	29	29	732	25.2	113	243	.465	34	88	.386	63	84	.750	55	118	173	6.0	65	3	18	30	22	28	323	11.1
TOTAL	98	64	2192	22.4	305	686	.445	91	276	.330	157	217	.724	143	323	466	4.8	209	8	58	90	56	63	858	8.8

2

**ERIC
HESTER**Guard
Freshman
Clearwater, Fla.
6-3 | 167

Broke out for 16 points at LSU, including 5-for-5 from 3-point range becoming the first Gator to go 5-for-5 or better in a regular season SEC game since Greg Stolt (1/14/98 at Arkansas)...His 16 points at LSU eclipsed his prior career total entering the game (14)...The first high school recruit to commit to the Gators under head coach Mike White...Has a 6-foot-10 wingspan and the motor to be an elite defender.

Year	GP	GS	Min	Avg	FG	FGA	Pct	3FG	3A	Pct	FT	FTA	Pct	OR	DR	Tot	Avg	PF	FO	Ast	TO	Blk	Stl	Pts	Avg
2016-17	18	0	110	6.1	15	23	.652	11	19	.579	2	4	.500	1	9	10	0.6	13	0	6	3	0	6	43	2.4

5

**KEVAUGHN
ALLEN**Guard
Sophomore
Little Rock, Ark.
6-2 | 183

Named SEC Player of the Week on Jan. 9 after scoring 14 vs. Ole Miss and 23 vs. Tennessee in a pair of wins...Scored 26 on just seven FGA in the win vs. South Carolina, the first Gator since Eddie Shannon to score 26+ on 7 FGA...Rung up 13 points in the first six minutes vs. Little Rock, finishing with 19 in the first game at Exactech Arena...Poured in a season-best 29 points against Vanderbilt.

Year	GP	GS	Min	Avg	FG	FGA	Pct	3FG	3A	Pct	FT	FTA	Pct	OR	DR	Tot	Avg	PF	FO	Ast	TO	Blk	Stl	Pts	Avg
2016-17	29	29	806	27.8	136	295	.461	63	158	.399	70	79	.886	8	68	76	2.6	44	0	43	39	7	36	405	14.0
TOTAL	65	63	1784	27.4	270	631	.428	114	320	.356	169	196	.862	26	147	173	2.7	100	0	100	74	12	77	823	12.7

11

**CHRIS
CHIOZZA**Guard
Junior
Memphis, Tenn.
6-0 | 176

Posted UF's first triple-double in 8 years with 12 points, 12 rebounds and 10 assists vs. Missouri...Followed that up with a 9-rebound, 9-assist outing vs. UK to win SEC Player of the week...The Gators' assist-to-turnover ratio leader last season and again so far this season...An attacking point guard with the ability to distribute or score himself.

Year	GP	GS	Min	Avg	FG	FGA	Pct	3FG	3A	Pct	FT	FTA	Pct	OR	DR	Tot	Avg	PF	FO	Ast	TO	Blk	Stl	Pts	Avg
2016-17	29	0	616	21.2	60	153	.392	23	80	.288	48	62	.774	11	78	89	3.1	64	1	111	43	0	41	191	6.6
TOTAL	98	33	2225	22.7	190	516	.368	85	273	.311	116	165	.703	34	231	265	2.7	200	4	339	149	3	119	581	5.9

12

**GORJOK
GAK**Forward/Center
Freshman
Sydney, Australia
6-11 | 231

Runs the floor extremely well, and his 7-foot-4 wingspan enables him to play well above the rim...Good ball handler for his size, and possesses a soft touch around the basket.

Year	GP	GS	Min	Avg	FG	FGA	Pct	3FG	3A	Pct	FT	FTA	Pct	OR	DR	Tot	Avg	PF	FO	Ast	TO	Blk	Stl	Pts	Avg
2016-17	10	0	40	4.0	5	8	.625	0	0	.000	1	4	.250	3	9	12	1.2	10	0	0	4	2	1	11	1.1

13

**KEVARRIUS
HAYES**Forward/Center
Sophomore
Live Oak, Fla.
6-9 | 218

Led the Gators with a career-best 20 points and nine rebounds in the win at Oklahoma...Had a solid 12-point, 8-rebound night in the Exactech Arena opener vs. Little Rock...Posted 5 blocked shots in the season opener vs. FGCU (11/11)...Has shown improved strength and is a solid post defender off the bench...Brings maximum effort to the court every day.

Year	GP	GS	Min	Avg	FG	FGA	Pct	3FG	3A	Pct	FT	FTA	Pct	OR	DR	Tot	Avg	PF	FO	Ast	TO	Blk	Stl	Pts	Avg
2016-17	29	10	476	16.4	63	99	.636	0	0	.000	56	82	.683	48	70	118	4.1	67	1	6	20	47	15	182	6.3
TOTAL	64	16	879	13.7	98	149	.658	0	0	.000	84	141	.596	93	117	210	3.3	131	1	13	37	67	26	280	4.4

23

**JUSTIN
LEON**Forward
Senior
Conway, Ark.
6-8 | 206

Scored a career-best 19 points in Florida's win vs. Tennessee...High-motor player who earned his way into the starting lineup on a semi-regular basis in his first season with the Gators and has been a full-time starter this season...A solid spot-up 3-point shooter who can drive the ball, as well.

Year	GP	GS	Min	Avg	FG	FGA	Pct	3FG	3A	Pct	FT	FTA	Pct	OR	DR	Tot	Avg	PF	FO	Ast	TO	Blk	Stl	Pts	Avg
2016-17	29	29	645	22.2	72	171	.421	40	99	.404	29	38	.763	40	69	109	3.8	65	0	13	20	5	14	213	7.3
TOTAL	63	40	1152	18.3	144	317	.454	65	166	.392	41	64	.641	86	130	216	3.4	117	0	24	41	10	24	394	6.3

24

**CANYON
BARRY**Guard
Grad / Senior (R)
Colorado Springs, Colo.
6-6 | 215

Explored for 30 points at Auburn...Went for 27 points in the OT win vs. Georgia after hitting his first 5 3-point attempts...Posted 20-point games vs. Seton Hall and Ole Miss...Three 20-point games off the bench is the most by a Gator in a season since Anthony Roberson had 3 in 2002-03...Grad transfer to UF, studying nuclear engineering.

Year	GP	GS	Min	Avg	FG	FGA	Pct	3FG	3A	Pct	FT	FTA	Pct	OR	DR	Tot	Avg	PF	FO	Ast	TO	Blk	Stl	Pts	Avg
2016-17	28	0	607	21.7	105	248	.423	37	106	.349	98	109	.899	27	56	83	3.0	31	0	16	24	9	17	345	12.3
All*	98	58	2742	28.0	406	1052	.386	155	449	.345	271	335	.809	77	275	352	3.6	157	2	119	173	38	76	1238	12.6

25

**KEITH
STONE**Forward
Freshman (R)
Deerfield Beach, Fla.
6-8 | 240

Scored a career-best 17 points against Georgia, going 5-for-6 from the floor and 3-for-4 from 2...Broke out for 15 points and 8 rebounds in the Gators' win vs. Miami...Led the Gators with 14 points in the win at Alabama, including 3-for-3 from 3-point range...Spent last season working tirelessly in the weight room, shedding about 15 pounds before putting it back on as muscle.

Year	GP	GS	Min	Avg	FG	FGA	Pct	3FG	3A	Pct	FT	FTA	Pct	OR	DR	Tot	Avg	PF	FO	Ast	TO	Blk	Stl	Pts	Avg
2016-17	27	0	336	12.4	31	81	.383	12	39	.308	19	29	.655	24	33	57	2.1	38	1	15	15	7	9	93	3.4

32

**SCHUYLER
RIMMER**Center
Senior
Orlando, Fla.
6-10 | 249

Big man who provides the Gators with frontcourt depth...Provided critical minutes in the Gators' wins vs. Tennessee and South Carolina...Has improved his athleticism in the weight room since coming to UF.

Year	GP	GS	Min	Avg	FG	FGA	Pct	3FG	3A	Pct	FT	FTA	Pct	OR	DR	Tot	Avg	PF	FO	Ast	TO	Blk	Stl	Pts	Avg
2016-17	18	0	99	5.5	8	19	.421	0	1	.000	8	13	.615	8	9	17	0.9	18	0	1	5	4	1	24	1.3
TOTAL	43	0	261	6.1	21	49	.429	1	2	.500	17	23	.739	18	29	47	1.1	43	0	4	12	9	1	60	1.4
All*	59	0	336	5.7	24	58	.414	1	2	.500	19	32	.594	20	39	59	1.0	54	0	4	17	10	1	68	1.2

NOTE: All* line includes stats at previous school. TOTAL line is UF only.

[illegible]

MISC. SCORING						NOTABLE
UF/Opp.	Paint	Off T/O	2nd Ch.	Fastbreak	Bench	
vs. FGCU	46/26	24/7	16/13	14/4	28/22	UF overcame a 5-point deficit with a 15-0 second-half run and allowed just 9 points in the final 16 minutes.
vs. Mercer	22/18	22/6	24/12	4/2	22/20	Florida allowed just 14 first-half points, the fewest in a half under White...All 12 players appeared and scored.
vs. St. Bonaventure	28/26	22/23	12/17	8/8	25/7	The Gators' 15-point lead was erased before a 7-0 run, including 2 run-out dunks, in the final minute.
vs. Belmont	30/26	20/13	13/4	4/0	36/17	Florida opened the game on a 15-0 run & added a 16-0 run in the second half...UF forced 21 turnovers.
vs. Seton Hall	24/34	16/23	12/15	4/6	34/21	The Gators used a 10-0 run to go from 47-42 down to 52-47 ahead with 11:30 to play...3 Gators fouled out.
vs. Gonzaga	26/36	13/3	18/9	2/4	14/19	Robinson scored UF's first 9 points...Gonzaga's 10-0 run put the Bulldogs up 63-57 at the 6:51 mark.
vs. Miami	36/26	21/9	8/13	6/2	19/10	Stone broke out with 15 points off the bench...Gators weathered a 7-minute FG drought to start the 2nd half.
at North Florida	38/18	38/19	13/5	2/0	51/16	UF posted a .585 FG%, its best under White, and forced 20 turnovers...Dallas Moore led UNF with 31 points.
vs. Duke	40/36	12/17	9/14	10/8	13/22	Florida turned the ball over 10 times in the first half as Duke built a 10-point lead...Luke Kennard scored 29.
at Florida State	42/34	25/12	11/10	15/10	18/19	UF sliced a 13-point deficit to 3 in the final 2 minutes, but fell short...Barry scored his 1,000th career point.
vs. Charlotte	38/14	21/13	14/2	10/0	45/23	Florida allowed 14 FG on .275 FG% & forced 20 turnovers...Robinson, Barry combined for 31 points on 12 FGA.
Little Rock	26/32	16/11	14/10	2/0	31/34	The Gators' debut at Exactech Arena...Allen had 13 points in the first 6 minutes, including 3 3-pointers.
at Arkansas	34/34	16/19	18/12	10/7	17/20	Allen hit 5 3-pointers in his first career game in his home state...Robinson hit all 6 2-point attempts (17 pts).
Ole Miss	24/32	18/17	16/6	13/6	28/15	Hill posted 5+ P/R/A/S, the 1st Gator since Calathes in 2008 to do so...UF led by as many as 20 in the 2nd half.
Tennessee	32/28	25/15	11/8	6/14	27/31	UF had just 2 turnovers in the 2nd half...Allen shot 4/4 from 3 in the 2nd half...7 Vols had multiple turnovers.
at Alabama	28/30	27/10	10/14	4/2	41/17	UF took a 34-16 lead, then suffered a 37-13 Alabama run to fall behind, 53-47, before ending on a 33-14 run.
Georgia	24/36	22/11	6/10	2/12	51/5	The Gators trailed 35 of 45 minutes...UF's first win of the season when trailing at the 5:00 2nd half mark.
at South Carolina	38/20	11/13	7/8	10/4	26/11	UF was held without a 3-pointer for the first time in 850 games, going 0-17...UF held SC to a .294 FG%.
Vanderbilt	28/20	17/10	9/13	4/4	8/10	Florida fell in a quick 8-0 hole, but bounced back for a 32-27 halftime lead...Vandy had a 12-0 2nd half run.
at LSU	30/40	10/15	12/8	4/2	39/26	The Gators made a school-record 19 3-pointers and hit 10 consecutive 3-point attempts in one stretch.
at Oklahoma	36/30	13/6	20/9	9/4	39/16	UF handed OU its worst home loss in 95 years...Leading 25-24, the Gators went on a 25-4 run to go up 50-28.
Missouri	36/16	20/11	19/9	8/2	47/25	Chiozza posted a triple-double, UF's first in 8 years & nation's first by a player off the bench since 3/5/08.
Kentucky	32/30	17/11	17/7	18/8	28/31	Up 62-52, the Gators used a 13-0 run to put the game away & post their largest margin of victory ever vs. UK.
at Georgia	32/27	18/6	2/9	6/7	31/14	The Gators gave up 4 FGs in the first 16 minutes of the 2nd half...Only 2 Bulldogs scored more than 5 points.
Texas A&M	20/30	20/15	11/13	6/6	27/6	After falling behind 40-36 with 12 minutes left, the Gators outscored the Aggies 35-22 down the stretch.
at Auburn	34/50	16/12	15/23	4/2	52/41	The Gators set a team record for scoring in an SEC game (114)...Hill dished his 500th career assist.
at Mississippi State	22/36	9/17	3/8	0/8	21/16	UF held MSU to 2/23 from 3 (.087), helping overcome 16 turnovers...UF closed on a 5-0 run after a 52-52 tie.
South Carolina	24/36	11/16	6/8	7/10	16/7	The Gators outscored SC 32-20 over the final 13 minutes, as UF shot 5/6 from 3 to close the game & SC was 0/6.
at Kentucky	26/32	13/8	11/11	12/4	12/10	Monk scored 30 of his 33 points in the 2nd half...UK enjoyed an 18-point advantage from the FT line.
Arkansas						
at Vanderbilt						
Total	898/851	533/368	357/302	204/146	846/531	
Average per game	31.0/29.3	18.4/12.7	12.3/10.4	7.0/5.0	29.2/18.3	

MATCHUP

SERIES HISTORY

- Florida leads the all-time series vs. Arkansas, 20-11, including a 3-0 mark under head coach Mike White.
- UF holds a five-game winning streak in the series and has taken 10 of the past 11 meetings.
- The Gators are 11-2 all-time at home vs. the Razorbacks, including 1-0 under White. After losing the first two meetings in Gainesville, Florida has won 11 straight.

LAST MEETING

- Florida earned an 81-72 win in its SEC opener at Arkansas, led by KeVaughn Allen's 21 points, including five 3-pointers.
- Devin Robinson contributed 17 points and seven rebounds, while Kasey Hill and Kevarrius Hayes each added 10 points and John Egbunu grabbed 11 rebounds.
- After a back-and-forth opening minutes, the Gators grabbed the lead for good with 11:04 left in the first half. UF stretched its lead to nine at halftime, 44-35.
- Arkansas opened the second half on a 7-1 run to close within 45-42, but UF responded with a 5-0 spurt and never led by fewer than five points the rest of the way and leading by as many as 16.
- Daryl Macon scored 22 points for Arkansas on 7-for-10 shooting. Moses Kingsley posted a double-double with 13 points and 14 points, but the Gators limited Kingsley to 5-for-15 shooting from the floor.

ABOUT THE OPPONENT

- Arkansas enters Wednesday's game on a five-game winning streak, including three road wins.
- Dusty Hannahs leads Arkansas with 14.7 points per game, joined in double figures by Daryl Macon (13.7), Jaylen Barford (12.2) and Moses Kingsley (11.8).
- Kingsley is the leading rebounder at 7.7 per game, while Macon has a team-best 66 assists.
- The Razorbacks' top 3-point threats are Hannahs (.390; 60/154), Macon (.392; 56/143) and Anton Beard (.385; 30/78).

OPPONENT'S LAST 5 GAMES

Feb. 11	at LSU	W	78-70
Feb. 15	at South Carolina	W	83-76
Feb. 18	Ole Miss	W	98-80
Feb. 22	Texas A&M	W	86-77
Feb. 25	at Auburn	W	79-68

OPPONENT'S UPCOMING GAMES

March 4	Georgia
March 8-12	SEC Tournament

UF VS. ARKANSAS UNDER WHITE (3-0)

Feb. 3, 2016	H	W	87-83
March 10, 2016	SEC	W	68-61
Dec. 29, 2016	A	W	81-72

Category	UF	SEC Rank	Opp.	SEC Rank
Scoring Offense	79.1	4	81.0	2
Scoring Defense	66.2	3	74.3	11
Scoring Margin	+12.9	2	+6.7	4
Field Goal Pct.	.451	5	.465	2
Field Goal Pct. Def.	.408	4	.424	7
3-Pt. FG Pct.	.364	3	.375	2
3-Pt. FG Pct. Def.	.303	2	.338	7
3-Pt. FG Made	7.8	4	6.8	8
3-Pt. FG Allowed	5.4	2	7.5	9
Free Throw Pct.	.730	5	.758	3
Free Throws Made	18.0	5	18.4	3
Rebounds	37.2	6	36.5	10
Opp. Rebounds	35.4	7	35.6	8
Offensive Rebounds	11.9	7	11.6	t9
Defensive Rebounds	25.3	10	24.9	11
Rebounding Margin	+1.8	6	+0.9	8
Assists	12.9	10	14.6	3
Turnovers	11.8	1 (61)	11.9	2
Opp. Turnovers	15.6	3	13.1	10
Turnover Margin	+3.7	2	+1.2	7
Assist/TO Ratio	1.1	5	1.2	2
Steals	7.9	1 (33)	7.5	4
Blocked Shots	4.9	4	4.8	5
National rank in parentheses for SEC-leading stats.				

NUMERICAL ROSTER

0	Kasey Hill	G	6-1	175	Sr.	3L	Umatilla, Fla./Montverde Academy
1	Devin Robinson	F	6-8	200	Jr.	2L	Chesterfield, Va./Christchurch School
2	Eric Hester	G	6-3	167	Fr.	HS	Clearwater, Fla./Oldsmar Christian
3	Jalen Hudson	G	6-6	190	Jr.	TR	Richmond, Va./Virginia Tech
5	KeVaughn Allen	G	6-2	183	So.	1L	Little Rock, Ark./North Little Rock
11	Chris Chiozza	G	6-0	176	Jr.	2L	Memphis, Tenn./White Station
12	Gorjok Gak	F/C	6-11	231	Fr.	HS	Sydney, Australia/Victory Rock Prep
13	Kevarrius Hayes	F/C	6-9	218	So.	1L	Live Oak, Fla./Suwannee
15	John Egbunu	C	6-11	255	Jr.-R	1L	Bauchi, Nigeria/USF
21	Dontay Bassett	F	6-9	222	Fr.	HS	Oakland, Calif./Oldsmar Christian
23	Justin Leon	F	6-8	206	Sr.	1L	Conway, Ark./Shawnee (III.) CC
24	Canyon Barry	G	6-6	215	Gr.	TR	Colorado Springs, Colo./College of Charleston
25	Keith Stone	F	6-8	240	Fr.-R	SQ	Deerfield Beach, Fla./Zion Lutheran
32	Schuyler Rimmer	C	6-10	249	Sr.	1L	Orlando, Fla./Stanford

ALPHABETICAL ROSTER

5	KeVaughn Allen	G	6-2	183	So.	1L	Little Rock, Ark./North Little Rock
24	Canyon Barry	G	6-6	215	Gr.	TR	Colorado Springs, Colo./College of Charleston
21	Dontay Bassett	F	6-9	222	Fr.	HS	Oakland, Calif./Oldsmar Christian
11	Chris Chiozza	G	6-0	176	Jr.	2L	Memphis, Tenn./White Station
15	John Egbunu	C	6-11	255	Jr.-R	1L	Bauchi, Nigeria/USF
12	Gorjok Gak	F/C	6-11	231	Fr.	HS	Sydney, Australia/Victory Rock Prep
13	Kevarrius Hayes	F/C	6-9	218	So.	1L	Live Oak, Fla./Suwannee
2	Eric Hester	G	6-3	167	Fr.	HS	Clearwater, Fla./Oldsmar Christian
0	Kasey Hill	G	6-1	175	Sr.	3L	Umatilla, Fla./Montverde Academy
3	Jalen Hudson	G	6-6	190	Jr.	TR	Richmond, Va./Virginia Tech
23	Justin Leon	F	6-8	206	Sr.	1L	Conway, Ark./Shawnee (III.) CC
32	Schuyler Rimmer	C	6-10	249	Sr.	1L	Orlando, Fla./Stanford
1	Devin Robinson	F	6-8	200	Jr.	2L	Chesterfield, Va./Christchurch School
25	Keith Stone	F	6-8	240	Fr.-R	SQ	Deerfield Beach, Fla./Zion Lutheran

Head Coach: Mike White (Ole Miss '00)

Assistant Coaches: Dusty May (Indiana '00), Jordan Mincy (Kent State '09), Darris Nichols (West Virginia '08)

Head Athletic Trainer: Dave Werner

Strength & Conditioning Coordinator: Preston Greene

Director of Basketball Operations: Kyle Church

Video Coordinator: Jonathan Blake

Academic Counselor: Tom Williams

Note: Coach White has no personal preference between Mike or Michael. We use Mike in our materials simply for consistency's sake, and either form is perfectly acceptable in broadcast or print.

PRONUNCIATION GUIDE

KeVaughn Allen	KAY-vawn
Dontay Bassett	DAHN-tay BASS-ett
Chris Chiozza	chee-OH-zah
John Egbunu	egg-B00-noo
Gorjok Gak	GORE-zhahk GACK
Kevarrius Hayes	KEE-vahr-ee-us
Justin Leon	LEE-on
Schuyler Rimmer	SKY-ler
Devin Robinson	DEV-in

CHARTING THE GATORS

ALL-TIME UF SCORING LIST			
49.	Erik Murphy	2009-13	1,052
50.	Vernon Maxwell	1984-88	1,046
51.	Kasey Hill	2013-present	1,014
52.	Brooks Henderson	1962-65	1,001

ALL-TIME AT FLORIDA			
Assists (Career)			
1.	Erving Walker	2008-12	547
2.	Kasey Hill	2013-present	508
3.	Ronnie Montgomery	1984-88	503
4.	Eddie Shannon	1995-99	493
5.	Nick Calathes	2007-09	452

Free Throw Percentage (Career)			
<i>Min. 140 attempts</i>			
1.	Anthony Roberson	2002-05	.864
2.	KeVaughn Allen	2015-present	.862
3.	Taurean Green	2004-07	.856
4.	Michael Frazier II	2012-15	.854
5.	Joe Hobbs	1955-59	.843

Steals (Career)			
1.	Eddie Shannon	1995-99	204
2.	Brett Nelson	1999-2003	198
	Dan Cross	1991-95	198
4.	Dwayne Davis	1987-91	178
5.	Corey Brewer	2004-07	176
6.	Kasey Hill	2013-present	174
7.	Scottie Wilbekin	2010-14	167

Free Throw Percentage (Season)			
<i>Minimum 50 attempts</i>			
1.	Anthony Roberson	2004-05	.900
2.	Canyon Barry	2016-17	.899
3.	Kenyan Weaks	1999-2000	.898
4.	Bruno Caldwell	1974-75	.887
5.	KeVaughn Allen	2016-17	.886
	Taurean Green	2005-06	.886
7.	Scott Stewart	1992-93	.885

NEARING TOP 10			
Player	Category	Has	Top 10
Kevarrus Hayes	Blocked Shots (Season)	47	51
Kasey Hill	Assists (Season)	139	156
Kasey Hill	Games Played (Career)	130	136
Kasey Hill	Steals (Season)	52	57

UF SINCE 1996-97			
Games with 8/1 or better Assist/Turnover Ratio (career)			
1.	Chris Chiozza	2014-present	6
2.	Eddie Shannon	1995-99	5
3.	Kasey Hill	2013-present	4
4.	Nick Calathes	2007-09	3

20-point games off the bench (Season)			
1.	Canyon Barry	2016-17	4
2.	Anthony Roberson	2002-03	3

20-point games off the bench (Career)			
1.	Canyon Barry	2016-17	4
	Anthony Roberson	2002-05	4
	Kenyan Weaks	1996-2000	4
4.	Parsons/Bonner/Nelson		2

ALL-TIME UF SINGLE-SEASON RECORDS			
Blocked Shots			
1.	207	2005-06	
2.	192	2006-07	
3.	168	1987-88	
4.	153	2015-16	
5.	146	2004-05	
6.	145	1993-94	
	145	1986-87	
8.	143	2016-17	

ODDS & ENDS

INDIVIDUAL LEADERS & SEC RANKINGS			
Category	Player	Stat	Rank
Scoring	Allen	14.0	16
Rebounds	Egbunu	6.6	10
	Robinson	6.0	16
FG Pct.	Hayes	.636	*
3-Pt. FG Pct.	Allen	.399	2
3-Pt. FG Made	Allen	2.2	3
FT Pct.	Barry	.899	1 (t14)
Assists	Hill	4.8	2
	Chiozza	3.8	9
Steals	Hill	1.8	4
Blocked Shots	Hayes	1.6	t6
	Egbunu	1.5	9
A/T/O Ratio	Chiozza	2.6	1 (37)
	Hill	1.6	9
Minutes	Hill	28.4	-
<i>*not qualified for rankings; -outside SEC rankings; (national rank)</i>			

- GATORS' LAST GAME
- Florida dropped a 76-66 decision at Kentucky despite 24 points from KeVaughn Allen, including 14 in the first half.
 - The Gators got off to a hot start and built an early 18-6 lead, but UK evened the scored at 28 at halftime. Malik Monk then scored 30 of his 33 points in the second half.
 - Justin Leon scored 13 points, while Devin Robinson added nine points and 11 rebounds.
 - Kentucky enjoyed a 22-4 scoring advantage at the free throw line, taking 27 attempts to Florida's six.
 - The Gators were whistled for 22 fouls, compared to 13 on the Wildcats. Foul trouble hampered the Gators as both Chris Chiozza and Kasey Hill were saddled with four fouls by the 10-minute mark in the second half.
 - The Gators won the turnover battle, 16-6.

2016-17 INDIVIDUAL HONORS	
KeVaughn Allen	
Preseason All-SEC (2nd team media & coaches)	
AdvoCare Invitational All-Tournament Team	
SEC Player of the Week (Jan. 9)	

Canyon Barry	
CoSIDA Academic All-District (District IV)	

Chris Chiozza	
SEC Player of the Week (Feb. 6)	

John Egbunu	
Preseason All-SEC (2nd team coaches)	

- TOP 10 WINS
- Florida's 88-66 win vs. 8th-ranked Kentucky was the team's second vs. a top-10 team under Mike White (vs. #9 WVU last season).
 - The win vs. UK was the Gators' largest margin of victory in series history and was also the largest loss UK has suffered while ranked in the top 10 in 25 years.
 - The Gators enjoyed a +25 rebounding margin in the win vs. UK, seven better than any previous game during Calipari's tenure.

STANDINGS & RESULTS

2016-17 SEC STANDINGS			
	SEC	Overall	
Kentucky	14-2 .875	24-5 .828	
FLORIDA	13-3 .813	23-6 .793	
Arkansas	11-5 .688	22-7 .759	
South Carolina	11-5 .688	21-8 .724	
Alabama	9-7 .563	16-12 .571	
Ole Miss	9-7 .563	18-11 .621	
Vanderbilt	9-7 .563	16-13 .552	
Georgia	8-8 .500	17-12 .586	
Tennessee	7-9 .438	15-14 .517	
Texas A&M	7-9 .438	15-13 .536	
Auburn	6-10 .375	17-12 .586	
Mississippi State	5-11 .313	14-14 .500	
Missouri	2-14 .125	7-21 .250	
LSU	1-15 .063	9-19 .321	

AP TOP 25	COACHES TOP 25
1. Kansas (58)	1. Kansas (23)
2. Villanova (2)	2. (t2) UCLA
3. UCLA (3)	3. (t2) Villanova (5)
4. *Gonzaga (2)	4. *Gonzaga (1)
5. North Carolina	5. North Carolina
6. Oregon	6. Oregon
7. Arizona	7. Louisville
8. Louisville	8. Arizona
9. *Kentucky	9. *Kentucky
10. West Virginia	10. West Virginia
11. Baylor	11. Baylor
12. FLORIDA	12. FLORIDA
13. Butler	13. Notre Dame
14. SMU	14. *Duke
15. *Florida State	15. Butler
16. Purdue	16. Purdue
17. *Duke	17. *Florida State
18. Cincinnati	18. Saint Mary's
19. Notre Dame	19. SMU
20. Saint Mary's	20. Cincinnati
21. Wichita State	21. Wisconsin
22. Wisconsin	22. Wichita State
23. Virginia	23. Virginia
24. Iowa State	24. Iowa State
25. *Miami	25. *Miami

*2016-17 Florida Opponent

FLORIDA IN THE POLLS & RATINGS							
Date	AP	Coaches	RPI	KenPom	Sagarin	KPI	BPI
Preseason	RV	RV	*	17	*	*	*
Nov. 14	RV	RV	*	13	14	*	*
Nov. 21	RV	RV	*	14	17	*	*
Nov. 28	24	RV	*	11	13	*	*
Dec. 5	21	21	6	12	15	*	*
Dec. 12	RV	RV	5	15	18	*	*
Dec. 19	RV	RV	4	14	14	19	*
Dec. 26	25	RV	5	14	15	18	*
Jan. 2	24	24	2	13	14	7	*
Jan. 9	23	23	3	14	15	9	*
Jan. 16	19	21	3	13	14	8	*
Jan. 23	25	25	11	16	20	13	12
Jan. 30	24	23	9	10	13	12	9
Feb. 6	17	17	12	7	9	13	5
Feb. 13	15	13	10	6	9	13	6
Feb. 20	13	12	10	5	9	8	6
Feb. 27	12	12	6	7	8	8	6

*Initial rankings not yet released.

HISTORIC ACHIEVEMENTS

KASEY HILL

- The four-year senior is amassing numbers that put him in rare company both at Florida and in the SEC.
- If Hill cracks the top five on UF's all-time steals list (and he is just four steals away), he would join Eddie Shannon as the only Gators to reach the top five in both steals and assists.
- He is looking to become the sixth player in SEC history with 1,000 points, 500 assists and 175 steals.

Player	School	Years	P	A	S
Lee Mayberry	Arkansas	1989-92	1,940	729	291
Melvin Watson	S. Carolina	1995-98	1,424	543	194
Kareem Reid	Arkansas	1996-99	1,475	749	207
C.J. Watson	Tennessee	2002-06	1,424	577	198
Alex Caruso	Texas A&M	2012-16	1,090	649	276
Kasey Hill	Florida	2013-pres.	1,010	505	174

CHRIS CHIOZZA

- Chiozza's triple-double was just UF's fourth since the 1996-97 season, following two by Nick Calathes and one from Corey Brewer.
- What made Chiozza's 12-point, 12-rebound, 10-assist outing unique was that he did it coming off the bench. He is only the seventh player nationally since 1996-97 to post a points/rebound/assists triple-double off the bench.

Player	School	Date	Opp.	P/R/A
Bernard King	Texas A&M	1/9/02	Texas Tech	20/10/10
Ryan Iversen	Delaware	12/1/02	Long Island	12/17/13
Javier Mendiburu	Wisc.-GB	2/28/04	Wright St.	17/12/11
Thomas Juillerat	Cal.-Davis	1/28/06	CS Fullerton	12/12/10
Dereke Tipler	Arkansas St.	2/1/06	Troy	14/10/13
Chris Lowe	UMass	3/5/08	La Salle	14/10/14
Chris Chiozza	Florida	2/2/17	Missouri	12/12/10

KEVAUGHN ALLEN

- KeVaughn Allen became the third Gator and only the fifth SEC player since the 1996-97 season to score 25+ points on seven or fewer field goal attempts (h/t @AlligatorArmy for the research idea).

Player	School	Date	Opp.	Pts.	FGA
Eddie Shannon	Florida	11/18/97	UCF	27	7
KeVaughn Allen	Florida	2/21/17	So. Car.	26	7
John Jenkins	Vandy	2/16/12	Ole Miss	26	5
Julius Randle	Kentucky	2/18/14	Ole Miss	25	7
Matt Walsh	Florida	2/7/04	Vandy	25	7

CANYON BARRY

- Barry set a Florida record with 42 straight made free throws, spanning over a month without a miss.

1.	Canyon Barry	2016-17	42
2.	Taurean Green	2005-06	37
3.	Michael Frazier II	2014-15	33
	Kenyan Weaks	1999-2000	33
5.	Dan Cross	1994-95	31

DEVIN ROBINSON

- Robinson posted the rare 0-point, 10-rebound line in the Gators' win at Mississippi State. It marks the first such game by a Gator in research back to 1996-97, and just the seventh by an SEC player during that time. Kasey Hill once posted a 0-point, 10-assist game (2015 at Texas A&M).

ERIC HESTER

- Hester's five 3-pointers without a miss were the most since Walter Hodge (5, 12/20/06 vs. Stetson), the most by a freshman since Matt Walsh (7, 12/28/02 vs. Bethune-Cookman) and the most in a regular season SEC game since Greg Stolt (5, 1/14/98 at Arkansas). It was the first by a freshman in an SEC game in research back to 1996-97.

REGULAR SEASON WINS

- The Gators have posted 23 wins for the 10th time in program history and just the second time under a coach other than Billy Donovan. Florida's team record stands at 29 (2013-14), having also previously recorded 26 (2006-07), 24 (four times) and 23 (four times, including this year).

MULTIPLE 100-POINT SEC GAMES

- The 114-95 win at Auburn set a UF scoring record for SEC play, besting the previous record of 107 set in a double-overtime win vs. Mississippi State on 2/3/75 (107-104).
- Florida has scored 100+ points in multiple SEC games for the third time ever.
- However, this is the first time UF has done so twice in regulation and also the first time doing it twice on the road.

Jan. 25, 2017	at LSU	W	106-71
Feb. 14, 2017	at Auburn	W	114-95
Jan. 9, 2002	at Tennessee	W/OT	104-100
Jan. 16, 2002	LSU	W	102-70
Feb. 1, 1975	Vanderbilt	W	101-90
Feb. 3, 1975	at Mississippi State	W/OT	107-104

THREE STRAIGHT 30-POINT WINS

- For the third time in Gator history, Florida posted three straight wins by 30+ points. However, both previous times were three home games against mid- and low-major opponents, while this time featured three power conference opponents with two on the road.
- Added with the Gators' 91-60 win at North Florida earlier this season, the Gators have three road wins by 30+ this season, the team's most ever. UF had seven 30-point road wins in program history before this season (two in 1965-66 & 2012-13).

Jan. 25, 2017	at LSU	W	106-71
Jan. 28, 2017	at Oklahoma	W	84-52
Feb. 2, 2017	Missouri	W	93-54
Nov. 18, 2006	Chattanooga	W	93-44
Nov. 21, 2006	Prairie View	W	94-33
Nov. 24, 2006	Western Kentucky	W	101-68
Dec. 19, 2004	Georgia Southern	W	100-68
Dec. 22, 2004	Eastern Kentucky	W	98-49
Dec. 29, 2004	Sam Houston State	W	83-51

FROM THE OPPONENT'S PERSPECTIVE

- The 114-95 win at Auburn marked the most points scored by an opponent at Auburn Arena and the most allowed by the Tigers since a 117-105 loss to Arkansas on 1/15/94. It matches the fifth-highest scoring output ever vs. Auburn.
- The Gators' 32-point win at Oklahoma marked OU's largest home loss since a 44-point loss to Missouri during the 1921-22 season.
- Florida's 106 points at LSU marked the most the Tigers had allowed since a 129-97 loss to Kentucky on 1/16/96.
- Kentucky's 22-point loss to Florida was the Wildcats' largest defeat in 25 years while ranked in the top 10. It was UK's largest loss ever to the Gators.

GATORS' RECORD-BREAKING NIGHT AT LSU

- The Gators hit a school-record 19 3-pointers, including a streak of 10 consecutive made 3-point attempts. Florida scored their most first-half points (58) vs. any SEC opponent in research dating back to 1996-97 – the highest total under Billy Donovan was 56 at Vanderbilt, 1/25/09.

HISTORIC ROAD SWING

- UF's 35-point win at LSU and 32-point victory at Oklahoma were the first back-to-back 30-point road wins in Florida history.
- First back-to-back 30-point wins since 1/26/13 at Miss. State (82-47) and 1/30/13 vs. South Carolina (75-36).
- Three road wins by 30+ points this season (UNF, LSU, OU) are the most ever in a season by the Gators.
- Third time UF has ever won back-to-back games vs. major conference opponents by 30+. In addition to the MSU/SC wins in 2012-13 mentioned above: 1/12/66 vs. Miami (111-66) & 1/15/66 vs. Ole Miss (79-49).

A LOT OR A LITTLE

- Florida marked the seventh time in program history the Gators have posted back-to-back wins where one point total was half that of the other, but just the second since 1948 and the first time ever vs. two SEC opponents.

Feb. 14, 2017	at Auburn	W	114-95
Feb. 18, 2017	at Mississippi State	W	57-52
Dec. 3, 1966	at Miami	W	113-88
Dec. 7, 1966	Florida State	W	50-30
Feb. 7, 1948	at Auburn	W	39-37
Feb. 10, 1948	Southern	W	87-43

HEAD COACH MIKE WHITE

YEAR-BY-YEAR COACHING RECORD

Year	School	Overall	League	Postseason
2011-12	Louisiana Tech	18-16 .529	6-8 .429	
2012-13	Louisiana Tech	27-7 .794	16-2 .889	NIT 2nd Round (1-1)
2013-14	Louisiana Tech	29-8 .784	13-3 .813	NIT Quarterfinals (2-1)
2014-15	Louisiana Tech	27-9 .750	15-3 .833	NIT Quarterfinals (2-1)
2015-16	Florida	21-15 .583	9-9 .500	NIT Quarterfinals (2-1)
2016-17	Florida	23-6 .793	13-3 .813	
Overall	5th Year	145-61 .704	72-28 .720	4 postseasons (7-4)
At UF	1st Year	44-21 .677	22-12 .611	1 postseason (2-1)

WHITE'S WIN-LOSS BREAKDOWN

	2016-17	Florida	Overall
Overall	23-6	44-21	145-61
Home	8-1	20-5	76-10
Away	8-3	14-12	48-41
Neutral	7-2	10-4	21-10
vs. Conference	13-3	22-12	72-28
vs. Conference Home	7-1	13-4	42-8
vs. Conference Away	6-2	9-8	30-20
vs. Non-Conference (Reg. Season)	10-3	19-7	60-24
vs. Non-Conference Home	1-0	7-1	32-2
vs. Non-Conference Away	2-1	3-3	13-17
vs. Non-Conference Neutral	7-2	9-3	15-5
Postseason Play	0-0	3-2	13-9
Conference Tournament	0-0	1-1	6-5
NCAA Tournament	0-0	0-0	0-0
NIT	0-0	2-1	7-4
vs. AP Top 25	1-4	2-11	2-12
vs. AP Top 15	1-3	2-5	2-6
vs. AP Top 10	1-1	2-2	2-3
vs. AP Top 5	0-1	0-2	0-2
vs. AP No. 1	0-0	0-1	0-1
Overtime	1-0	1-1	4-4
November	6-1	11-2	30-9
December	4-2	7-5	27-15
January	6-2	12-5	36-12
February	7-1	10-6	33-12
March	0-0	4-3	19-13
April	0-0	0-0	0-0
Sunday	2-1	3-2	9-5
Monday	1-0	2-0	9-2
Tuesday	5-1	11-7	19-9
Wednesday	2-1	4-3	13-9
Thursday	5-0	6-0	35-9
Friday	1-1	3-2	10-5
Saturday	7-2	15-7	50-22
Scoring 49 or fewer	0-0	0-0	0-1
Scoring 50-59	1-1	3-5	11-13
Scoring 60-69	1-2	3-7	20-26
Scoring 70-79	6-3	13-8	51-16
Scoring 80-89	10-0	17-0	41-4
Scoring 90-99	3-0	5-1	14-1
Scoring 100+	2-0	3-0	8-0
Allowing 49 or fewer	1-0	2-0	17-0
Allowing 50-59	6-1	10-2	35-2
Allowing 60-69	9-1	18-4	50-10
Allowing 70-79	6-2	12-6	36-27
Allowing 80-89	0-2	1-8	4-19
Allowing 90-99	1-0	1-1	3-3
Allowing 100+	0-0	0-0	0-0

The University of Florida hired Mike White as head men's basketball coach, on Thursday, May 7, 2015.

In his first season at the helm, White guided Florida to a 21-15 record, one of three active SEC coaches to post a 20-win season in their first year on the job. It also matched a Florida record for most wins by a first-year head coach.

Under White, the Gators returned to the postseason, advancing to the quarterfinals of the NIT before falling to eventual tournament winner George Washington.

The Gators entered the second year under White's leadership with a unique challenge in front of them, playing the first 11 games of the season away from home as the renovation of Exactech Arena at the Stephen C. O'Connell Center finishes. Florida has a total of just 10 home games this season.

White, the 2014-15 Conference USA Coach of the Year, came to the Gators after leading Louisiana Tech to a 101-40 record (.716) over his last four seasons, including three straight conference championships. Born in Dunedin, Fla., White brought a wealth of SEC experience to the Gators, as a four-year starter at Ole Miss and later an assistant coach for seven seasons under two different head coaches on the Rebels' bench.

QUOTABLE GATORS

Keith Stone on his breakout performance against Miami:

"I got confidence from my teammates telling me to shoot, and they gave me confidence. Even though I had a bad start they kept telling me 'keep going, you're doing well,' and we just came together as a family."

Devin Robinson on the team's mentality:

"Defense translates to our offense. That's what we try to hang our hats on."

Kasey Hill on getting everyone involved:

"Every day, Coach preaches that we need to get everybody else involved. We have a lot of great shooters, and I don't need to go out and hunt for shots. I think me going out and facilitating is better for the team, and the team will win more games if I do that instead of trying to go get mine."

Justin Leon on the defense:

"When we're able to click and play hard, I think we're a hard team to score on. We're doing a lot of defensive stuff every day, and it's good to see it transition to the game."

Canyon Barry on the closeness of the team:

"Whenever you play basketball, you want to have an impact on the game in some way. I'm blessed to be able to play with these great guys, and I feel like we're a family."

SIGNEES

- Florida has a top-10 recruiting class for 2017, according to ESPN. The Gators will also add the services of Virginia Tech transfer Jalen Hudson, who is sitting out this season.
- DeAundrae Ballard:** Guard, Southwest Atlanta Christian Academy, Atlanta, Ga.; The 6-foot-6 Ballard is rated a four-star prospect by ESPN and 247Sports and is a member of the ESPN 100 (64th).
- Chase Johnson:** Forward, Huntington Prep, Ripley, W.V.; The 6-foot-8 Johnson rates a four-star recruit via ESPN and is a member of the ESPN 100 (98th).
- Isaiah Stokes:** Forward/Center, IMG Academy, Memphis, Tenn.; Ranked 59th in the ESPN 100 and a four-star prospect, the 6-foot-8 Stokes is the brother of two-time All-SEC performer Jarnell Stokes.

THE LAST TIME...

INDIVIDUAL PERFORMANCES

20 Points: 24, KeVaughn Allen, at Kentucky, 2/25/17

25 Points: 26, KeVaughn Allen, vs. South Carolina, 2/21/17

30 Points: 30, Canyon Barry, at Auburn, 2/14/17

35 Points: 37, Michael Frazier II, at South Carolina, 3/4/14

40 Points: 40, Eugene McDowell, vs. Biscayne, 12/21/82

50 Points: 54, Tony Miller, vs. Chicago State, 2/29/72

10 Rebounds: 11, Devin Robinson, at Kentucky, 2/25/17

12 Rebounds: 12, Chris Chiozza, vs. Missouri, 2/2/17

15 Rebounds: 15, Dorian Finney-Smith, at Arkansas, 1/11/14

20 Rebounds: 20, Andrew DeClercq, vs. Kentucky, 1/18/94

25 Rebounds: 25, Neal Walk, vs. Georgia, 3/1/69

30 Rebounds: 31, Neal Walk, vs. Alabama, 1/27/68

10 Assists: 12, Kasey Hill, at Auburn, 2/14/17

12 Assists: 12, Kasey Hill, at Auburn, 2/14/17

15 Assists: 17, Jason Williams, vs. Duquesne, 12/3/97

Made 8 Field Goals: 9-for-17, KeVaughn Allen, at Kentucky, 2/25/17

Made 10 Field Goals: 10-for-19, KeVaughn Allen, vs. Vanderbilt, 1/21/17

Made 12 Field Goals: 12-for-15, John Egbunu, vs. Kentucky, 3/1/16

Attempted 15 Field Goals: 9-for-17, KeVaughn Allen, at Kentucky, 2/25/17

Attempted 20 Field Goals: 12-for-21, Michael Frazier II, at South Carolina, 3/4/14

Attempted 25 Field Goals: 9-for-26, Anthony Roberson, vs. Tennessee, 1/19/05

Made 5 3-Pointers: 5-for-11, KeVaughn Allen, at Kentucky, 2/25/17

Made 6 3-Pointers: 6-for-7, KeVaughn Allen, at Ole Miss, 1/16/16

Made 7+ 3-Pointers: 11-for-18, Michael Frazier II, at South Carolina, 3/4/14

Shot 100% from 3 with 5+ makes: 5-for-5, Eric Hester, at LSU, 1/25/17

Attempted 10 3-Pointers: 5-for-11, KeVaughn Allen, at Kentucky, 2/25/17

Attempted 12 3-Pointers: 5-for-13, KeVaughn Allen, vs. Vanderbilt, 1/21/17

Attempted 15 3-Pointers: 11-for-18, Michael Frazier II, at South Carolina, 3/4/14

Made 10 Free Throws: 13-for-14, KeVaughn Allen, vs. South Carolina, 2/21/17

Made 12 Free Throws: 13-for-14, KeVaughn Allen, vs. South Carolina, 2/21/17

Made 15 Free Throws: 19-for-22, Joakim Noah, vs. Georgia, 3/1/06

Attempted 10 Free Throws: 13-for-14, KeVaughn Allen, vs. South Carolina, 2/21/17

Attempted 15 Free Throws: 8-for-16, Kasey Hill, vs. Georgia, 1/2/16

Attempted 20 Free Throws: 19-for-22, Joakim Noah, vs. Georgia, 3/1/06

4 Blocks: 4, Kevarrus Hayes, at Mississippi State, 2/18/17

5 Blocks: 5, Kevarrus Hayes, vs. FGCU (at Jacksonville), 11/11/16

6 Blocks: 6, Patric Young, vs. Savannah St., 11/20/12

7 Blocks: 7, Al Horford, vs. Ole Miss, 2/16/05

5 Steals: 5, Kasey Hill, at Alabama, 1/10/17

6 Steals: 6, Kasey Hill, vs. Ole Miss, 1/3/17

7 Steals: 7, Dan Werner, vs. Georgia, 2/9/08

4-Point Play: Canyon Barry, vs. Georgia, 1/14/17

2 4-Point Plays: Canyon Barry, vs. Georgia, 1/14/17

Double-Double: Kasey Hill, at Auburn, 2/14/17, 11 points/12 assists

Double-Double with Points/Assists: Kasey Hill, at Auburn, 2/14/17, 11 points/12 assists

Triple-Double: Chris Chiozza, vs. Missouri, 2/2/17, 12 points/12 rebounds/10 assists

2 Straight Double-Doubles: John Egbunu, vs. Ole Miss, 2/9/16, 14p/10r; vs. Alabama, 2/13/16, 10p/11r

3 Straight Double-Doubles: Dorian Finney-Smith, at Texas A&M, 1/12/16, 17p/12r; at Ole Miss, 1/16/16, 17p/10r; vs. Mississippi State, 1/19/16, 20p/13r

4 Straight Double-Doubles: David Lee, vs. Vanderbilt, 2/23/05, 13p/14r; at South Carolina, 2/27/05, 13p/14r; at Georgia, 3/2/05, 17p/13r; vs. Kentucky, 3/6/05, 11p/10r

5+ Points, Rebounds, Assists, Steals: Kasey Hill, vs. Ole Miss, 1/3/17, 8p/5r/5a/6s

20 Points & 10 assists: Erving Walker, vs. Georgia, 1/27/10, 21 points/10 assists

20 Points & 10 Rebounds: Dorian Finney-Smith, vs. Mississippi State, 1/19/16, 20 points/13 rebounds

20 Points & 15 Rebounds: Dorian Finney-Smith, at Arkansas, 1/11/14, 22 points/15 rebounds

25 Points & 10 Rebounds: Erik Murphy, vs. LSU (SEC Tournament), 3/15/13, 27 points/12 rebounds

25 Points & 15 Rebounds: Greg Stolt, vs. USF, 12/10/96, 33 points/15 rebounds

30 Points & 10 Rebounds: Joakim Noah, vs. Georgia, 3/1/06, 37 points/11 rebounds

30 Points & 15 Rebounds: Greg Stolt, vs. USF, 12/10/96, 33 points/15 rebounds

TEAM PERFORMANCES

85 Points: 114, at Auburn, 2/14/17

90 Points: 114, at Auburn, 2/14/17

95 Points: 114, at Auburn, 2/14/17

100 Points: 114, at Auburn, 2/14/17

105 Points: 114, at Auburn, 2/14/17

110 Points: 114, at Auburn, 2/14/17

120 Points: 125, vs. FAMU, 12/10/00

130 Points: 131, vs. New Hampshire, 11/29/99

50 Rebounds: 54, vs. Kentucky, 2/4/17

55 Rebounds: 56, vs. Missouri, 2/2/17

60 Rebounds: 62, NCAA Tournament vs. Jackson State, 3/16/07

20 Offensive Rebounds: 20, vs. Mercer (at Jacksonville), 11/13/16

25 Offensive Rebounds: 27, vs. Bethune-Cookman, 12/11/99

Made 35 Field Goals: 36-for-64, at LSU, 1/25/17

Made 40 Field Goals: 42-for-73, vs. North Carolina A&T, 11/18/10

Made 45 Field Goals: 46-for-81, vs. New Hampshire, 11/29/99

Attempted 65 Field Goals: 26-for-71, at Kentucky, 2/25/17

Attempted 70 Field Goals: 26-for-71, at Kentucky, 2/25/17

Attempted 75 Field Goals: 39-for-76, vs. Jackson State, 11/11/11

Attempted 80 Field Goals: 39-for-83, vs. FAU, 11/27/00

Made 10 3-Pointers: 10-for-30, at Kentucky, 2/25/17

Made 12 3-Pointers: 19-for-33, at LSU, 1/25/17

Made 15 3-Pointers: 19-for-33, at LSU, 1/25/17

Made 18 3-Pointers: 19-for-33, at LSU, 1/25/17

Attempted 25 3-Pointers: 10-for-30, at Kentucky, 2/25/17

Attempted 30 3-Pointers: 10-for-30, at Kentucky, 2/25/17

Attempted 35 3-Pointers: 14-for-35, vs. Stetson, 11/28/11

Made 25 Free Throws: 37-for-42, at Auburn, 2/14/17

Made 30 Free Throws: 37-for-42, at Auburn, 2/14/17

Made 35 Free Throws: 37-for-42, at Auburn, 2/14/17

Made 40 Free Throws: 40-for-50, vs. Morehead State, 12/22/98

Attempted 35 Free Throws: 37-for-42, at Auburn, 2/14/17

Attempted 40 Free Throws: 37-for-42, at Auburn, 2/14/17

Attempted 45 Free Throws: 33-for-45, vs. Florida State, 11/25/05

Attempted 50 Free Throws: 40-for-50, vs. Morehead State, 12/22/98

20 Assists: 24, at LSU, 1/25/17

25 Assists: 25, at Auburn, 2/16/13

30 Assists: 32, vs. Northeastern, 12/22/03

10 Steals: 10, vs. Texas A&M, 2/11/17

15 Steals: 17, vs. Wake Forest (at Sunrise), 12/20/14

20 Steals: 22, vs. VMI, 12/28/99

25 Steals: 25, vs. Morehead State, 12/22/98

Forced 20 Turnovers: 20, vs. Texas A&M, 2/11/17

Forced 25 Turnovers: 25, vs. Toledo, 11/14/08

Forced 30 Turnovers: 30, vs. Georgia, 2/5/00

Forced 35 Turnovers: 35, vs. Florida A&M, 12/4/99

8 Blocks: 8, vs. Duke (at New York), 12/6/16

9/10/11 Blocks: 11, vs. Miami (at Orlando), 11/27/16

12 Blocks: 12, vs. FAMU, 12/17/06

Had 5/6/7 Players with 10 Points: 7 players, at Auburn, 2/14/17; Canyon Barry (30), KeVaughn Allen (17), Devin Robinson (14), Chris Chiozza (11), Kasey Hill (11), John Egbunu (10), Justin Leon (10)

Had 8 Players with 10 Points: 8 players, vs. North Carolina A&T, 11/18/10; Kenny Boynton (16), Chandler Parsons (16), Casey Prather (12), Erik Murphy (11), Erving Walker (11), Scottie Wilbekin (11), Patric Young (11), Vernon Macklin (10)

Had 2 Players with 20 Points: vs. Seton Hall (at Orlando), 11/24/16; KeVaughn Allen (21), Canyon Barry (20)

Had 3 Players with 20 Points: at Arkansas, 2/18/12; Erving Walker (31), Kenny Boynton (25), Bradley Beal (21)

Had 2 Players with 25 Points: at Arkansas, 2/18/12; Erving Walker (31), Kenny Boynton (25)

Had 2 Players with 30 Points: vs. Georgia, 3/3/62; Cliff Luyk (36), Tom Barbee (32)

Had 6 Players Make a 3-Pointer: 6, vs. Kentucky, 2/4/17

Had 7 Players Make a 3-Pointer: 7, vs. Little Rock, 12/21/16

Had 8 Players Make a 3-Pointer: 8, vs. North Carolina A&T, 11/16/15

Had 9 Players Make a 3-Pointer: 9, vs. Chattanooga, 11/18/06 (*tied for NCAA record*)

Had 2 Players with 10 Rebounds: at Mississippi State, 2/18/17; Kevarrus Hayes (10), Devin Robinson (10)

Had 3 Players with 10 Rebounds: vs. Richmond, 12/1/15; John Egbunu (14), Dorian Finney-Smith (13), Devin Robinson (13)

Had 2 Players with a Double-Double: vs. Richmond, 12/1/15; John Egbunu (17 points, 14 rebounds), Devin Robinson (12 points, 13 rebounds)

Had 3 Players with a Double-Double: vs. Jacksonville, 12/18/05; Corey Brewer (15 points, 13 assists & 10 rebounds), Joakim Noah (21 points, 10 rebounds), Al Horford (20 points, 11 rebounds)

Had 2+ Players Foul Out: 3, vs. Seton Hall (at Orlando), 11/24/16; Chris Chiozza, Kasey Hill, Devin Robinson

Overcame a 10-Point Deficit: 1/19/15, vs. Mississippi State; Triled 56-45 at 16:06 in 2nd half & won 81-78


Lost a 10-Point Lead: at Kentucky, 2/25/17; Led 18-6 at 13:11 in 1st half, lost 76-66

Made a Game-Winner: 2/18/15, vs. Vanderbilt, Devin Robinson dunk with 2.1 seconds left to put UF ahead, 48-47 (Chiozza FTs sealed 50-47 win)

Made a Buzzer-Beater: 1/23/10, vs. South Carolina, Chandler Parsons 3-Pointer at the buzzer to win, 56-55

Lost on a Game-Winner: 12/29/15, vs. Florida State, Dwayne Bacon jumper with :04 left to defeat UF, 73-71

2016-17 FLORIDA GATORS



#0 KASEY HILL
G | Sr. | 6-1 | 175 | Umatilla, Fla.



#1 DEVIN ROBINSON
F | Jr. | 6-8 | 200 | Chesterfield, Va.



#2 ERIC HESTER
G | Fr. | 6-3 | 167 | Clearwater, Fla.



#3 JALEN HUDSON
G | Jr. | 6-6 | 190 | Richmond, Va.



#5 KEVAUGHN ALLEN
G | So. | 6-2 | 183 | Little Rock, Ark.




#11 CHRIS CHIOZZA
G | Jr. | 6-0 | 176 | Memphis, Tenn.



#12 GORJOK GAK
F/C | Fr. | 6-11 | 231 | Sydney, Australia



#13 KEVARRIUS HAYES
F/C | So. | 6-9 | 218 | Live Oak, Fla.



#15 JOHN EGBUNU
C | Jr. | 6-11 | 255 | Bauchi, Nigeria



#21 DONTAY BASSETT
F | Fr. | 6-9 | 222 | Oakland, Calif.



#23 JUSTIN LEON
F | Sr. | 6-8 | 206 | Conway, Ark.



#24 CANYON BARRY
G | Gr. | 6-6 | 215 | Colorado Springs, Colo.



#25 KEITH STONE
F | Fr. | 6-8 | 240 | Deerfield Beach, Fla.



#32 SCHUYLER RIMMER
C | Sr. | 6-10 | 249 | Orlando, Fla.



MIKE WHITE
Head Coach



DUSTY MAY
Assistant Coach



JORDAN MINCY
Assistant Coach



DARRIS NICHOLS
Assistant Coach

MEDIA INFORMATION

The University of Florida appreciates the media coverage from all local, regional and national outlets. The Communications Office believes in developing mutually beneficial relationships with the media and we emphasize a positive and professional working environment with all entities. The ultimate goal of the Communications Office is to provide accurate and timely information about our athletic teams and to ensure that we assist the media to the best of our abilities while they cover our program.

GAME COVERAGE

CREDENTIALS: Requests for credentials will be taken online and reviewed by Denver Parler. To access the credential request form, please visit www.sportssystem.com/florida. Once you have submitted your credential request, you will receive an automated email from the Communications Department acknowledging your request was received and is being reviewed. Once a decision on your request is made, you will receive an email with further information. Requests must be made by the day prior to a game (noon for afternoon games or 4:30 p.m. for evening games).

CREDENTIAL PICK-UP: Credentials will be mailed up until 10 days prior to the event or held at the Press Will Call window at Gate One of the O'Connell Center, which opens for pick-up 90 minutes prior to each game. Credentials can be overnighted at the expense of the media organization within 10 days of the event (by request).

PARKING: A limited number of parking spaces exist and can be requested online with your credential application. Please note that if you request to pick up your credentials at Press Will Call, we will be unable to provide a parking pass as you will have to park before visiting Press Will Call. Free parking is available in the deck next to the O'Connell Center and is generally still available 75-90 minutes before the game.

MEDIA ROOM/INTERVIEW AREA: Located between Gates 1 & 4 in the Martial Arts room near the loading dock, the media room includes work space, necessary electrical outlets, a television and wireless internet. A pre-game meal, snacks and soft drinks are also available in the media room. The pre-game meal begins 1:15 before tip. Post-game coach and player press conferences are also conducted in this area.

FLORIDA LOCKER ROOM: The Gator locker room is closed to the media with the exception of the SEC and NCAA Tournaments. Coach White and selected players will be available to the media following games in the media room/interview area. At Florida home games, players are available first while Coach White will follow with a post-game press conference in the Martial Arts/Media Room. If the visiting team chooses to utilize the media room, they will do so either directly before or after Florida players. Coach White will typically go last.

VISITOR LOCKER ROOM: Interview policies and procedures will be determined by visiting Sports Information Directors and coaches. Those procedures will be announced on game days.

GENERAL GAME DAY MEDIA SERVICES: Game program/scorecard, game notes, play-by-play, complete halftime and final statistics, coaches' & player quote sheets and post-game notes are all regular services on game days.

SEATING: Press seating is assigned, and all media members are asked to utilize their assigned seat. A limited number of front-row courtside press seats are available and will be provided to national publications, major daily newspapers and/or those who cover Florida basketball regularly. Additional seating will be at the front row table in the baseline bleachers near Gate 2 and in the second row courtside behind the press table. Photographers are restricted to two baseline locations closest to the team benches.

TENTATIVE MEDIA SCHEDULE: FEB. 27-MARCH 5

Monday	Tuesday	Wednesday	Thursday	Friday	Saturday	Sunday
No Availability	1:30 p.m. Coach White/ Player	7 p.m. Game vs. Arkansas	No Availability	Time TBA Coach White/ Player	2 p.m. Game at Vanderbilt	No Availability

2016-17 QUICK FACTS

University Facts

Location: Gainesville, Fla.
Founded: 1853
Enrollment: 53,744
Conference: Southeastern (SEC)
Nickname: Gators
UF President: Dr. W. Kent Fuchs
Athletic Director: Scott Stricklin
Mascots: Albert and Alberta
Colors: Orange (PMS 172) and Blue (PMS 287)
Website: FloridaGators.com
Facebook: facebook.com/GatorsMBK
Twitter: @GatorsMBK, @MikeWhiteUF
Instagram: @gatorsmbk

Coaching Staff Facts

Head Coach: Mike White (Ole Miss '00)
UF Record: 2nd season/44-21
Overall Record: 6th season/145-61
Assistant Coaches: Dusty May (Indiana '00), Jordan Mincy (Kent State '09), Darris Nichols (West Virginia '08)
Athletic Trainer: David "Duke" Werner
Strength & Conditioning Coordinator: Preston Greene
Director of Basketball Operations: Kyle Church
Video Coordinator: Jonathan Blake
Office Manager: Tracy Pfaff
Staff Assistant: Mike Robuck
Academic Counselor: Tom Williams

Program Facts

Arena: Exactech Arena at the Stephen C. O'Connell Center (10,151)
Season: 98th
Overall Record: 1,389-1,082
SEC Record: 619-635
NCAA Tournaments: 17 (1989, '94, '95, '99, 2000, '01, '02, '03, '04, '05, '06, '07, '10, '11, '12, '13, '14)
Final Fours: 5 (1994, 2000, '06, '07, '14)
National Championships: 2 (2006, '07)
NIT Appearances: 10 (1969, '84, '85, '86, '92, '93, '98, 2008, '09, '16)
SEC Tournament Championships: 4 (2005, '06, '07, '14)
SEC Championships: 7 (1989, 2000, '01, '07, '11, '13, '14)
All-Americans: 25
All-SEC: 106
SEC Academic Honor Roll: 113
NBA Draftees: 35
2015-16 Record: 21-15
2015-16 Conference Record: 9-9 (t-8th)
Lettermen Returning/Lost: 8/7
Starters Returning/Lost: 4/1

Communications Contact

Denver Parler
Email: denverp@gators.ufl.edu
Office: 352-375-4683 ext. 6135
Cell: 352-318-3493
Main Comm. Office Phone: 352-375-4683, ext. 6100
Fax: 352-375-4809

#5 KEVAUGHN ALLEN

SOPHOMORE | G | 6-2 | 183 | LITTLE ROCK, ARK. | NORTH LITTLE ROCK

Overview

- An explosive athlete with the ability to score in bunches from beyond the arc, as well.
- Named 2016 SEC All-Freshman, ranking second on the Gators in scoring both for the season (11.6) and in SEC action (12.3)
- Named SEC Freshman of the Week on Feb. 1 after his 19-point performance in helping Florida knock off ninth-ranked West Virginia.
- Exploded for a career-high 32 points in the loss to Florida State, marking the fifth-most points in a game by a Florida freshman all-time and the most since Matt Walsh had 33 vs. Miami (12/21/02).

2016-17 Highlights

- SEC Player of the Week on Jan. 9 after averaging 16.5 points in wins vs. Ole Miss and Tennessee.
- Went for 29 in the loss to Vanderbilt, the most by a Gator this season.
- Became the third Gator (Matt Walsh, Eddie Shannon) and only the fifth SEC player (Julius Randle, John Jenkins) since the 1996-97 season to score 25+ points on seven or fewer field goal attempts.
- Scored 16 of his 23 points vs. Tennessee in the second half, including a perfect 4-for-4 from 3-point range.
- Has a trio of 21-point outings, including the win vs. Seton Hall, against Duke in Madison Square Garden, and in the SEC-opening win at Arkansas, which was his first career game in his home state.
- Poured in 13 points in the first six minutes vs. Little Rock in the grand opening of Exactech Arena, including three of his five 3-pointers on the night.



Season	gp-gs		min/avg		Total fg-fga		3-Point fg-fga		F-Throws ft-fa		Rebounds				Scoring			
					fg-fga	pct	fg-fga	pct	ft-fa	pct	off	def	tot	avg	pf	fo	ast	to
2015-16	36	34	978	27.2	134	.336	51	.162	99	.846	18	79	97	2.7	56	0	57	35
2016-17	29	29	806	27.8	136	.295	63	.158	70	.886	8	68	76	2.6	44	0	43	39
TOTAL	65	63	1784	27.4	270	.331	114	.160	169	.866	26	147	173	2.7	100	0	100	74

Opponent	Date	gs	min	Total		3-Pointers		Free throws		Rebounds				pf	a	t/o	blk	stl	pts	avg	
				fg-fga	pct	3fg-fga	pct	ft-fa	pct	off	def	tot	avg								
vs FGCU	11/11/16	*	29	2-8	.250	0-3	.000	2-2	1.000	1	1	2	2.0	1	2	1	0	2	6	6.0	
vs Mercer	11/13/16	*	26	3-12	.250	2-8	.250	5-5	1.000	1	2	3	2.5	1	5	4	2	2	13	9.5	
vs St. Bonaventure	11/17/16	*	31	7-14	.500	2-3	.667	0-0	.000	0	3	3	2.7	2	1	2	1	2	16	11.7	
vs Belmont	11/21/16	*	26	4-9	.444	2-5	.400	4-4	1.000	0	1	1	2.3	0	0	2	0	2	14	12.3	
vs Seton Hall	11/24/16	*	35	7-14	.500	3-8	.375	4-4	1.000	0	6	6	3.0	1	1	2	1	1	21	14.0	
vs Gonzaga	11/25/16	*	27	7-17	.412	1-7	.143	0-0	.000	1	0	1	2.7	4	0	2	0	0	15	14.2	
vs Miami	11/27/16	*	24	4-11	.364	1-3	.333	0-0	.000	0	2	2	2.6	1	1	0	0	1	9	13.4	
at North Florida	12/1/16	*	24	2-2	1.000	0-0	.000	1-2	.500	0	2	2	2.5	1	1	0	0	3	5	12.4	
vs Duke	12/6/16	*	32	8-13	.615	3-5	.600	2-2	1.000	0	0	0	2.2	2	0	2	0	0	21	13.3	
at Florida State	12/11/16	*	20	6-13	.462	1-3	.333	3-5	.600	0	0	0	2.0	4	0	1	0	0	16	13.6	
vs Charlotte	12/17/16	*	23	3-10	.300	2-8	.250	0-0	.000	0	2	2	2.0	2	3	3	0	1	8	13.1	
LITTLE ROCK	12/21/16	*	26	7-10	.700	5-7	.714	0-0	.000	2	3	5	2.3	0	3	3	0	0	19	13.6	
at Arkansas	12/29/16	*	34	7-16	.438	5-9	.556	2-2	1.000	0	2	2	2.2	1	0	0	0	1	21	14.2	
OLE MISS	1/3/17	*	31	4-9	.444	4-7	.571	2-2	1.000	2	3	5	2.4	1	1	1	0	2	14	14.1	
TENNESSEE	1/7/17	*	33	8-13	.615	4-6	.667	3-5	.600	0	5	5	2.6	1	1	1	0	4	23	14.7	
at Alabama	1/10/17	*	25	2-7	.286	0-3	.000	2-2	1.000	0	1	1	2.5	2	2	2	1	1	6	14.2	
GEORGIA	1/14/17	*	33	3-8	.375	0-3	.000	3-3	1.000	0	1	1	2.4	3	2	2	0	1	9	13.9	
at South Carolina	1/18/17	*	18	0-3	.000	0-2	.000	1-2	.500	0	2	2	2.4	4	0	1	0	0	1	13.2	
VANDERBILT	1/21/17	*	36	10-19	.526	5-13	.385	4-4	1.000	0	1	1	2.3	1	0	0	0	1	29	14.0	
at LSU	1/25/17	*	24	4-7	.571	3-6	.500	0-1	.000	0	0	0	2.2	1	2	0	0	0	11	13.9	
at Oklahoma	1/28/17	*	30	3-8	.375	2-5	.400	0-0	.000	0	3	3	2.2	1	1	0	0	1	8	13.6	
MISSOURI	2/2/17	*	23	5-7	.714	3-5	.600	2-2	1.000	1	2	3	2.3	2	0	0	1	2	15	13.6	
KENTUCKY	2/4/17	*	26	4-12	.333	2-8	.250	2-2	1.000	0	4	4	2.3	0	3	1	0	2	12	13.6	
at Georgia	2/7/17	*	21	2-5	.400	1-4	.250	2-2	1.000	0	3	3	2.4	0	1	1	0	1	7	13.3	
TEXAS A&M	2/11/17	*	29	3-8	.375	1-5	.200	1-1	1.000	0	3	3	2.4	1	5	2	0	2	8	13.1	
at Auburn	2/14/17	*	21	3-4	.750	2-2	1.000	9-10	.900	0	3	3	2.4	3	1	2	0	1	17	13.2	
at Mississippi State	2/18/17	*	30	4-12	.333	1-4	.250	2-2	1.000	0	4	4	2.5	0	2	1	0	0	11	13.1	
SOUTH CAROLINA	2/21/17	*	36	5-7	.714	3-5	.600	13-14	.929	0	7	7	2.6	0	3	2	1	2	26	13.6	
at Kentucky	2/25/17	*	33	9-17	.529	5-11	.455	1-1	1.000	0	2	2	2.6	4	2	1	0	1	24	14.0	
Totals			29	806	136-295	.461	63-158	.399	70-79	.886	8	68	76	2.6	44	43	39	7	36	405	14.0

Games played: 29
Minutes/game: 27.8
Points/game: 14.0
FG Pct: 46.1
3FG Pct: 39.9
FT Pct: 88.6

Rebounds/game: 2.6
Assists/game: 1.5
Turnovers/game: 1.3
Assist/turnover ratio: 1.1
Steals/game: 1.2
Blocks/game: 0.2

Allen vs. Arkansas (14.0 ppg, 3.0 rpg)

Opponent	Date	GS	Min	FG	FGA	Pct	3FG	FGA	Pct	FT	FTA	Pct	Off	Def	Tot	PF	FO	A	TO	Blk	Stl	Pts
ARKANSAS	2/3/16	*	28	2	6	.333	0	3	.000	6	6	1.000	0	2	2	1	0	1	0	0	2	10
vs Arkansas	3/10/16	*	32	3	10	.300	2	5	.400	3	3	1.000	0	5	5	3	0	3	2	0	0	11
at Arkansas	12/29/16	*	34	7	16	.438	5	9	.556	2	2	1.000	0	2	2	1	0	0	0	0	1	21
Totals	3 Games	3	94	12	32	.375	7	17	.412	11	11	1.000	0	9	9	5	0	4	2	0	3	42

#24 CANYON BARRY

GRADUATE | G | 6-6 | 215 | COLORADO SPRINGS, COLO. | COLL. OF CHARLESTON

Overview

- Averaged 12.8 points in 70 appearances with College of Charleston
- Enrolled in graduate studies in nuclear engineering at UF
- Two-time Academic All-American, earning first-team honors in 2016 and second-team recognition in 2015.
- 2015 CAA Winter Sports Scholar-Athlete Award (Men's Basketball)
- Three-Time CAA All-Academic Team (2014, 2015 and 2016)
- Three-Time CAA Player of the Week selection
- 2014 CAA All-Rookie Team
- CAA Co-Rookie of the Week selection (Nov. 18, 2013)

2016-17 Highlights

- Set a Florida record with 42 straight free throws made
- Posted 27 points in the overtime win vs. Georgia and then went for 30 at Auburn, the highest single-game scoring outputs by an SEC player off the bench this season and most by a Gator since Joakim Noah had 37 vs. UGA in 2006.
- His 20 points vs. Seton Hall marked the first 20-point game by a Gator off the bench since Dorian Finney-Smith (vs. Tennessee, 2/28/15).
- Added another 20-point performance in UF's SEC home-opening win vs. Ole Miss.
- Scored 17 off the bench to spark Florida's offense in the win vs. Belmont, contributing eight points during a 16-0 second-half Gator run.



Season	gp-gs		Total		3-Point		F-Throws		Rebounds				Scoring			
			fg-fga	pct	fg-fga	pct	ft-fa	pct	off	def	tot	avg	pts	avg	pts	avg
2013-14*	24-12	573/23.9	71-210	.338	26-85	.306	56-76	.737	16	42	58	2.4	44	0	33	52
2014-15*	33-33	1147/34.8	146-385	.379	64-174	.368	57-79	.722	28	139	167	5.1	62	2	53	66
2015-16*	13-13	415/31.9	84-209	.402	28-84	.333	60-71	.845	6	38	44	3.4	20	0	17	31
2016-17	28-0	607/21.7	105-248	.423	37-106	.349	98-109	.899	27	56	83	3.0	31	0	16	24
TOTAL	28-0	607/21.7	105-248	.423	37-106	.349	98-109	.899	27	56	83	3.0	31	0	16	24
All*	98-58	2742/28.0	406-1052	.386	155-449	.345	271-335	.809	77	275	352	3.6	157	2	119	173

Opponent	Date	gs min		Total		3-Pointers		Free throws		Rebounds				pf	a	t/o	blk	stl	pts	avg
				fg-fga	pct	3fg-fga	pct	ft-fa	pct	off	def	tot	avg							
vs FGCU	11/11/16	24	5-12	.417	0-3	.000	3-6	.500	3	3	6	6.0	0	0	0	0	0	1	13	13.0
vs Mercer	11/13/16	20	2-5	.400	1-1	1.000	2-2	1.000	1	3	4	5.0	0	0	0	0	0	7	10.0	7
vs St. Bonaventure	11/17/16	23	4-9	.444	3-7	.429	5-6	.833	1	4	5	5.0	0	1	1	0	1	16	12.0	16
vs Belmont	11/21/16	21	6-9	.667	1-4	.250	4-4	1.000	1	1	2	4.3	2	0	2	1	0	17	13.3	17
vs Seton Hall	11/24/16	33	6-13	.462	2-7	.286	6-7	.857	1	5	6	4.6	0	2	1	0	1	20	14.6	20
vs Gonzaga	11/25/16	26	3-9	.333	0-3	.000	6-6	1.000	3	2	5	4.7	1	1	2	0	2	12	14.2	12
vs Miami	11/27/16	15	0-6	.000	0-1	.000	0-0	.000	1	1	2	4.3	1	1	0	2	2	0	12.1	0
at North Florida	12/1/16	21	5-11	.455	1-4	.250	1-2	.500	1	3	4	4.3	0	0	2	0	0	12	12.1	12
vs Duke	12/6/16	19	3-9	.333	0-1	.000	0-0	.000	0	1	1	3.9	0	1	1	2	6	11.4	6	11.4
at Florida State	12/11/16	26	2-10	.200	0-2	.000	2-2	1.000	0	2	2	3.7	3	1	0	1	0	6	10.9	6
vs Charlotte	12/17/16	22	3-6	.500	1-3	.333	9-10	.900	2	2	4	3.7	1	2	1	0	1	16	11.4	16
LITTLE ROCK	12/21/16	14	4-11	.364	3-7	.429	4-4	1.000	0	1	1	3.5	2	0	0	1	0	15	11.7	15
at Arkansas	12/29/16	12	1-4	.250	0-3	.000	0-0	.000	0	1	1	3.3	1	2	0	0	0	2	10.9	2
OLE MISS	1/3/17	22	8-14	.571	3-6	.500	1-2	.500	2	0	2	3.2	3	0	1	0	1	20	11.6	20
TENNESSEE	1/7/17	23	4-7	.571	1-3	.333	6-8	.750	1	3	4	3.3	0	2	1	1	0	15	11.8	15
at Alabama	1/10/17	26	4-6	.667	2-3	.667	3-3	1.000	1	3	4	3.3	2	1	3	0	0	13	11.9	13
GEORGIA	1/14/17	34	7-13	.538	5-8	.625	8-8	1.000	1	6	7	3.5	4	0	2	0	0	27	12.8	27
at South Carolina	1/18/17	25	4-13	.308	0-6	.000	5-5	1.000	0	0	0	3.3	2	0	2	0	0	13	12.8	13
VANDERBILT	1/21/17	17	3-8	.375	0-2	.000	0-0	.000	0	2	2	3.3	0	0	1	0	1	6	12.4	6
at LSU	1/25/17	dnp	-	-	-	-	-	-	-	-	-	-	-	-	-	-	-	-	-	-
at Oklahoma	1/28/17	19	4-7	.571	2-3	.667	5-5	1.000	3	2	5	3.4	1	0	0	0	0	15	12.6	15
MISSOURI	2/2/17	22	5-10	.500	2-6	.333	5-5	1.000	1	3	4	3.4	0	0	1	1	1	17	12.8	17
KENTUCKY	2/4/17	18	4-7	.571	2-3	.667	4-4	1.000	0	0	0	3.2	4	0	0	0	0	14	12.8	14
at Georgia	2/7/17	25	3-8	.375	1-2	.500	4-4	1.000	1	4	5	3.3	1	0	0	1	2	11	12.7	11
TEXAS A&M	2/11/17	21	3-9	.333	2-7	.286	4-4	1.000	2	0	2	3.3	0	0	0	0	0	12	12.7	12
at Auburn	2/14/17	30	8-17	.471	3-5	.600	11-12	.917	1	1	2	3.2	1	1	1	0	1	30	13.4	30
at Mississippi State	2/18/17	22	3-7	.429	1-1	1.000	0-0	.000	0	1	1	3.1	1	0	0	0	0	7	13.2	7
SOUTH CAROLINA	2/21/17	9	0-3	.000	0-1	.000	0-0	.000	0	1	1	3.0	1	0	1	0	0	0	12.7	0
at Kentucky	2/25/17	18	1-5	.200	1-4	.250	0-0	.000	0	1	1	3.0	0	1	1	0	1	3	12.3	3
Totals		0	607	105-248	.423	37-106	.349	98-109	.899	27	56	83	3.0	31	16	24	9	17	345	12.3

Games played: 28
Minutes/game: 21.7
Points/game: 12.3
FG Pct: 42.3
3FG Pct: 34.9
FT Pct: 89.9

Rebounds/game: 3.0
Assists/game: 0.6
Turnovers/game: 0.9
Assist/turnover ratio: 0.7
Steals/game: 0.6
Blocks/game: 0.3

Barry vs. Arkansas

Opponent	Date	GS	Min	FG	FGA	Pct	3FG	FGA	Pct	FT	FTA	Pct	Off	Def	Tot	PF	FO	A	TO	Blk	Stl	Pts
at Arkansas	12/29/16		12	1	4	.250	0	3	.000	0	0	.000	0	1	1	1	0	2	0	0	0	2

Barry Game Highs

Points	
2016-17/UF	30, at Auburn (2/14/17)
Career	31, 2x, last at Davidson (11/21/15)

Rebounds	
2016-17/UF	7, vs. Georgia (1/14/17)
Career	10, vs. UNC-Wilmington (1/21/15)

Field Goals	
2016-17/UF	8, 2x, last at Auburn (2/14/17)
Career	12, at Davidson (11/21/15)

Field Goal Attempts	
2016-17/UF	17, at Auburn (2/14/17)
Career	25, at Davidson (11/21/15)

3-Point Field Goals	
2016-17/UF	5, vs. Georgia (1/14/17)
Career	5, 5x, last vs. Georgia (1/14/17)

3-Point FG Attempts	
2016-17/UF	8, vs. Georgia (1/14/17)
Career	9, 5x, last at Campbell (12/22/15)

Free Throws	
2016-17/UF	11, at Auburn (2/14/17)
Career	13, vs. East Carolina (12/7/15)

Free Throw Attempts	
2016-17	12, at Auburn (2/14/17)
Career	14, vs. East Carolina (12/7/15)

Assists	
2016-17/UF	2, 4x, last vs. Tennessee (1/7/17)
Career	6, at Charlotte (12/16/14)

Steals	
2016-17/UF	2, 4x, last at Georgia (2/7/17)
Career	6, vs. South Carolina St. (12/11/14)

Blocked Shots	
2016-17/UF	2, vs. Miami (11/27/16)
Career	2, 4x, last vs. Miami (11/27/16)

Minutes Played	
2016-17/UF	34, vs. Georgia (1/14/17)
Career	43, vs. UNC-Wilmington (1/21/15)

Note: Career highs before this season came at College of Charleston.

#11 CHRIS CHIOZZA

JUNIOR | G | 6-0 | 176 | MEMPHIS, TENN. | WHITE STATION

Overview

- Part of UF's two-headed point guard tandem along with Kasey Hill, Chiozza led the team in assists with 156 as a sophomore.
- Chiozza is an attacking point guard with the ability to distribute or score himself.
- Has four career games with 8+ assists and one or fewer turnovers, second only to Eddie Shannon's five since the 1996-97 season.
- Had an all-around game at Missouri his sophomore season matching his career high with 17 points, setting a personal best with seven rebounds, while also posting eight assists vs. one turnover.
- Had a 12-game stretch from 12/22/15-2/3/16 where he averaged 6.4 assists per game and a 3.21 assist-to-turnover ratio.

2016-17 Highlights

- Named SEC Player of the Week on Feb. 6 after he posted a triple-double vs. Missouri and followed that with a nine-rebound, nine-assist game vs. UK.
- His triple-double was the first by a Gator since Nick Calathes (1/28/09 vs. Georgia). It was the first P/R/A triple-double off the bench by any player in the nation since Chris Lowe of UMass did so 3/5/08 vs. LaSalle.
- Had a career-best 10 assists vs. just one turnover at LSU while also knocking in three 3-pointers.
- Made two massive plays on the defensive end in the final minute vs. St. Bonaventure to help the Gators secure the victory. With UF holding a two-point lead, Chiozza skied for a two-handed rebound and found John Egbunu heading down court for a dunk, then forced a turnover and ignited the break leading to a Devin Robinson dunk.



			Total		3-Point		F-Throws		Rebounds											Scoring	
Season	gp-gs	min/avg	fg-fga	pct	fg-fga	pct	ft-fa	pct	off	def	tot	avg	pf	fo	ast	to	blk	stl	pts	avg	
2014-15	33-11	752/22.8	44-113	.389	21-65	.323	21-44	.477	13	59	72	2.2	54	1	72	41	1	39	130	3.9	
2015-16	36-22	857/23.8	86-250	.344	41-128	.320	47-59	.797	10	94	104	2.9	82	2	156	65	2	39	260	7.2	
2016-17	29-0	616/21.2	60-153	.392	23-80	.288	48-62	.774	11	78	89	3.1	64	1	111	43	0	41	191	6.6	
TOTAL	98-33	2225/22.7	190-516	.368	85-273	.311	116-165	.703	34	231	265	2.7	200	4	339	149	3	119	581	5.9	

Opponent	Date	gs min		Total		3-Pointers		Free throws		Rebounds				Scoring						
				fg-fga	pct	3fg-fga	pct	ft-fa	pct	off	def	tot	avg	pf	a	t/o	blk	stl	pts	avg
vs FGCU	11/11/16	21	2-5	.400	0-2	.000	2-3	.667	1	1	2	2.0	3	4	0	0	0	3	6	6.0
vs Mercer	11/13/16	16	1-4	.250	1-2	.500	1-2	.500	0	1	1	1.5	3	2	0	0	0	4	5.0	
vs St. Bonaventure	11/17/16	18	1-3	.333	0-1	.000	4-4	1.000	0	4	4	2.3	3	2	2	0	2	6	5.3	
vs Belmont	11/21/16	20	2-5	.400	0-1	.000	4-6	.667	0	2	2	2.3	3	1	2	0	3	8	6.0	
vs Seton Hall	11/24/16	22	3-6	.500	2-3	.667	6-8	.750	1	0	1	2.0	5	2	1	0	0	14	7.6	
vs Gonzaga	11/25/16	17	0-5	.000	0-2	.000	0-0	.000	1	2	3	2.2	3	1	0	0	1	0	6.3	
vs Miami	11/27/16	23	0-2	.000	0-1	.000	0-0	.000	1	2	3	2.3	1	5	3	0	1	0	5.4	
at North Florida	12/1/16	26	5-8	.625	3-5	.600	3-3	1.000	0	4	4	2.5	3	9	1	0	3	16	6.8	
vs Duke	12/6/16	9	1-1	1.000	0-0	.000	0-0	.000	0	1	1	2.3	1	1	3	0	0	2	6.2	
at Florida State	12/11/16	22	2-7	.286	0-5	.000	2-2	1.000	1	2	3	2.4	2	4	1	0	1	6	6.2	
vs Charlotte	12/17/16	23	3-6	.500	1-3	.333	2-2	1.000	0	3	3	2.5	1	4	2	0	5	9	6.5	
LITTLE ROCK	12/21/16	20	1-4	.250	1-4	.250	0-0	.000	0	3	3	2.5	2	3	2	0	1	3	6.2	
at Arkansas	12/29/16	15	2-5	.400	1-3	.333	0-0	.000	0	0	0	2.3	2	4	0	0	0	5	6.1	
OLE MISS	1/3/17	21	0-3	.000	0-2	.000	1-3	.333	0	2	2	2.3	2	3	1	0	0	1	5.7	
TENNESSEE	1/7/17	18	1-6	.167	0-2	.000	0-0	.000	1	2	3	2.3	0	2	0	0	2	2	5.5	
at Alabama	1/10/17	17	2-5	.400	1-3	.333	3-4	.750	1	0	1	2.3	4	2	1	0	0	8	5.6	
GEORGIA	1/14/17	16	1-3	.333	0-1	.000	0-0	.000	0	2	2	2.2	2	4	1	0	3	2	5.4	
at South Carolina	1/18/17	25	1-4	.250	0-2	.000	2-2	1.000	1	3	4	2.3	2	4	5	0	2	4	5.3	
VANDERBILT	1/21/17	14	0-2	.000	0-2	.000	0-0	.000	0	1	1	2.3	0	2	0	0	0	0	5.1	
at LSU	1/25/17	27	3-7	.429	3-6	.500	0-0	.000	0	5	5	2.4	0	10	1	0	1	9	5.3	
at Oklahoma	1/28/17	15	0-2	.000	0-2	.000	0-0	.000	0	1	1	2.3	4	4	1	0	1	0	5.0	
MISSOURI	2/2/17	29	4-8	.500	2-4	.500	2-2	1.000	2	10	12	2.8	1	10	3	0	1	12	5.3	
KENTUCKY	2/4/17	28	1-7	.143	0-4	.000	0-0	.000	0	9	9	3.0	3	9	2	0	2	2	5.2	
at Georgia	2/7/17	28	6-10	.600	2-5	.400	1-2	.500	0	4	4	3.1	3	2	1	0	4	15	5.6	
TEXAS A&M	2/11/17	32	1-5	.200	1-4	.250	8-10	.800	0	4	4	3.1	1	5	2	0	1	11	5.8	
at Auburn	2/14/17	20	4-7	.571	1-3	.333	2-2	1.000	0	1	1	3.0	4	1	1	0	2	11	6.0	
at Mississippi State	2/18/17	28	6-8	.750	2-3	.667	0-0	.000	0	2	2	3.0	0	2	3	0	1	14	6.3	
SOUTH CAROLINA	2/21/17	24	3-6	.500	1-1	1.000	5-6	.833	0	3	3	3.0	2	4	2	0	1	12	6.5	
at Kentucky	2/25/17	22	4-9	.444	1-4	.250	0-1	.000	1	4	5	3.1	4	5	2	0	0	9	6.6	
Totals		0	616	60-153	.392	23-80	.288	48-62	.774	11	78	89	3.1	64	111	43	0	41	191	6.6

Games played: 29
Minutes/game: 21.2
Points/game: 6.6
FG Pct: 39.2
3FG Pct: 28.8
FT Pct: 77.4

Rebounds/game: 3.1
Assists/game: 3.8
Turnovers/game: 1.5
Assist/turnover ratio: 2.6
Steals/game: 1.4

Chiozza vs. Arkansas (7.3 ppg, 3.8 apg)

Opponent	Date	GS	Min	FG	FGA	Pct	3FG	FGA	Pct	FT	FTA	Pct	Off	Def	Tot	PF	FO	A	TO	Blk	Stl	Pts
ARKANSAS	1/31/15		24	1	3	.333	0	1	.000	0	0	.000	0	0	0	1	0	1	2	0	0	2
ARKANSAS	2/3/16	*	36	4	12	.333	1	6	.167	8	10	.800	0	2	2	4	0	8	1	0	2	17
vs Arkansas	3/10/16	*	28	2	9	.222	1	2	.500	0	0	.000	0	1	1	3	0	2	4	1	1	5
at Arkansas	12/29/16		15	2	5	.400	1	3	.333	0	0	.000	0	0	0	2	0	4	0	0	0	5
Totals	4 Games	2	103	9	29	.310	3	12	.250	8	10	.800	0	3	3	10	0	15	7	1	3	29

Chiozza Game Highs

Points	
2016-17	16, at North Florida (12/1/16)
Career	17, 2x, last at Missouri (3/5/16)
Rebounds	
2016-17/Career	12, vs. Missouri (2/2/17)
Field Goals	
2016-17/Career	6, 2x, last at Miss. State (2/18/17)
Field Goal Attempts	
2016-17	10, at Georgia (2/7/17)
Career	12, 3x, last vs. Alabama (2/13/16)
3-Point Field Goals	
2016-17	3, 2x, last at LSU (1/25/17)
Career	3, 8x, last at LSU (1/25/17)
3-Point FG Attempts	
2016-17	6, at LSU (1/25/17)
Career	9, at South Carolina (2/20/16)
Free Throws	
2016-17	8, vs. Texas A&M (2/11/17)
Career	8, 2x, last vs. Texas A&M (2/11/17)
Free Throw Attempts	
2016-17	10, vs. Texas A&M (2/11/17)
Career	12, vs. Texas A&M (3/3/15)
Assists	
2016-17/Career	10, 2x, last vs. Missouri (2/2/17)
Steals	
2016-17	5, vs. Charlotte (12/17/16)
Career	6, vs. UAB (11/27/14)
Blocked Shots	
2016-17	---
Career	1, 3x, last vs. Arkansas (3/10/16)
Minutes Played	
2016-17	32, vs. Texas A&M (2/11/17)
Career	37, vs. ULM (11/21/14)

#15 JOHN EGBUNU

JUNIOR (R) | C | 6-11 | 255 | BAUCHI, NIGERIA | USF

Overview

- Immediate starter at UF, where he finished third on the team in scoring, first in blocks and second in rebounding.
- Set a Florida record with 75 dunks in 2015-16, including nine in his 27-point outing vs. Kentucky.
- Provides a physical post presence in the middle with the ability to shot-block on the defensive end of the floor.
- Transferred to UF in Summer 2014, following one season at USF.

2016-17 Highlights

- Florida's starting center for the second straight year, looks to make the jump into being a dominant SEC big man.
- Earned his first double-double of the season with 11 points and 10 rebounds vs. Texas A&M.
- Egbunu posted four blocks each game in the AdvoCare Invitational over Thanksgiving vs. Seton Hall, Gonzaga and Miami.
- Named preseason second-team All-SEC by the coaches.



Season	gp-gs	min/avg	Total		3-Point		F-Throws		Rebounds				Scoring	
			fg-fga	pct	fg-fga	pct	ft-fa	pct	off	def	tot	avg	pts	avg
2013-14*	32-31	793/24.8	89-151	.589	0-1	.000	60-110	.545	80	118	198	6.2	238	7.4
2015-16	34-30	857/25.2	149-252	.591	0-0	.000	92-173	.532	92	128	220	6.5	390	11.5
2016-17	24-19	534/22.3	64-130	.492	1-1	1.000	59-104	.567	59	99	158	6.6	188	7.8
TOTAL	58-49	1391/24.0	213-382	.558	1-1	1.000	151-277	.545	151	227	378	6.5	578	10.0
All*	90-80	2184/24.3	302-533	.567	1-2	.500	211-387	.545	231	345	576	6.4	816	9.1

Opponent	Date	gs	min	Total		3-Pointers		Free throws		Rebounds				pf	a	t/o	blk	stl	pts	avg
				fg-fga	pct	3fg-fga	pct	ft-fa	pct	off	def	tot	avg							
vs FGCU	11/11/16	*	24	6-11	.545	0-0	.000	1-2	.500	5	3	8	8.0	2	0	1	1	0	13	13.0
vs Mercer	11/13/16	*	22	2-4	.500	0-0	.000	2-2	1.000	4	4	8	8.0	3	0	1	2	1	6	9.5
vs St. Bonaventure	11/17/16	*	26	2-10	.200	0-0	.000	4-6	.667	5	5	10	8.7	2	1	5	1	0	8	9.0
vs Belmont	11/21/16	*	20	4-4	1.000	0-0	.000	4-6	.667	3	5	8	8.5	3	1	0	1	2	12	9.8
vs Seton Hall	11/24/16	*	27	2-8	.250	0-0	.000	4-8	.500	4	6	10	8.8	3	0	1	4	1	8	9.4
vs Gonzaga	11/25/16	*	28	4-8	.500	0-0	.000	4-5	.800	3	4	7	8.5	1	0	0	4	0	12	9.8
vs Miami	11/27/16	*	28	3-6	.500	0-0	.000	1-4	.250	1	3	4	7.9	4	0	2	4	0	7	9.4
at North Florida	12/1/16	*	22	3-5	.600	0-0	.000	1-2	.500	1	4	5	7.5	4	0	1	3	0	7	9.1
vs Duke	12/6/16	*	29	2-10	.200	0-0	.000	5-10	.500	7	5	12	8.0	2	0	3	3	0	9	9.1
at Florida State	12/11/16	*	27	2-4	.500	1-1	1.000	3-5	.600	0	5	5	7.7	1	0	1	1	0	8	9.0
vs Charlotte	12/17/16	dnp	-	-	-	-	-	-	-	-	-	-	-	-	-	-	-	-	-	-
LITTLE ROCK	12/21/16	dnp	-	-	-	-	-	-	-	-	-	-	-	-	-	-	-	-	-	-
at Arkansas	12/29/16	16	2-6	.333	0-0	.000	1-2	.500	5	6	11	8.0	5	1	1	1	1	5	8.6	
OLE MISS	1/3/17	23	3-6	.500	0-0	.000	1-2	.500	3	2	5	7.8	0	0	2	0	0	7	8.5	
TENNESSEE	1/7/17	6	1-1	1.000	0-0	.000	0-2	.000	0	0	0	7.2	4	0	3	0	0	2	8.0	
at Alabama	1/10/17	17	3-3	1.000	0-0	.000	0-0	.000	0	2	2	6.8	3	0	2	0	0	6	7.9	
GEORGIA	1/14/17	30	1-4	.250	0-0	.000	3-7	.429	3	8	11	7.1	2	0	2	2	1	5	7.7	
at South Carolina	1/18/17	*	22	2-3	.667	0-0	.000	3-7	.429	1	3	4	6.9	3	1	0	2	0	7	7.6
VANDERBILT	1/21/17	*	31	3-4	.750	0-0	.000	0-1	.000	2	4	6	6.8	3	1	6	0	0	6	7.5
at LSU	1/25/17	*	20	4-6	.667	0-0	.000	3-6	.500	1	3	4	6.7	2	1	1	0	0	11	7.7
at Oklahoma	1/28/17	*	15	1-3	.333	0-0	.000	5-6	.833	1	6	7	6.7	4	1	3	1	0	7	7.7
MISSOURI	2/2/17	*	17	2-6	.333	0-0	.000	3-5	.600	2	5	7	6.7	1	0	2	1	1	7	7.7
KENTUCKY	2/4/17	*	21	3-4	.750	0-0	.000	2-6	.333	3	4	7	6.7	4	0	2	1	0	8	7.7
at Georgia	2/7/17	*	23	2-6	.333	0-0	.000	2-2	1.000	0	3	3	6.5	4	0	1	2	0	6	7.6
TEXAS A&M	2/11/17	*	32	4-5	.800	0-0	.000	3-4	.750	2	8	10	6.7	1	0	0	2	1	11	7.7
at Auburn	2/14/17	*	8	3-3	1.000	0-0	.000	4-4	1.000	3	1	4	6.6	0	0	2	0	0	10	7.8
at Mississippi State	2/18/17	dnp	-	-	-	-	-	-	-	-	-	-	-	-	-	-	-	-	-	-
SOUTH CAROLINA	2/21/17	dnp	-	-	-	-	-	-	-	-	-	-	-	-	-	-	-	-	-	-
at Kentucky	2/25/17	dnp	-	-	-	-	-	-	-	-	-	-	-	-	-	-	-	-	-	-
Totals		19	534	64-130	.492	1-1	1.000	59-104	.567	59	99	158	6.6	61	7	42	36	8	188	7.8

Games played: 24
Minutes/game: 22.3
Points/game: 7.8
FG Pct: 49.2
3FG Pct: 100.0
FT Pct: 56.7

Rebounds/game: 6.6
Assists/game: 0.3
Turnovers/game: 1.8
Assist/turnover ratio: 0.2
Steals/game: 0.3
Blocks/game: 1.5

Egbunu vs. Arkansas (9.0 ppg, 8.0 rpg)

Opponent	Date	GS	Min	FG	FGA	Pct	3FG	FGA	Pct	FT	FTA	Pct	Off	Def	Tot	PF	FO	A	TO	Blk	Stl	Pts
ARKANSAS	2/3/16		21	4	6	.667	0	0	.000	6	8	.750	3	1	4	4	0	0	2	0	1	14
vs Arkansas	3/10/16		24	3	3	1.000	0	0	.000	2	3	.667	6	3	9	4	0	0	1	0	0	8
at Arkansas	12/29/16		16	2	6	.333	0	0	.000	1	2	.500	5	6	11	5	1	1	1	1	1	5
Totals	3 Games	0	61	9	15	.600	0	0	.000	9	13	.692	14	10	24	13	1	1	4	1	2	27

Egbunu Game Highs

Points	238	7.4
2016-17	13, vs. FGCU (11/11/16)	
UF/Career	27, vs. Kentucky (3/1/16)	
Rebounds	188	7.8
2016-17	12, vs. Duke (12/6/16)	
UF	14, vs. Richmond (12/1/15)	
Career	14, 2x, last vs. Richmond (12/1/15)	

Field Goals	13	13.0
2016-17	6, vs. FGCU (11/11/16)	
UF/Career	12, vs. Kentucky (3/1/16)	

Field Goal Attempts	15	9.1
2016-17	11, vs. FGCU (11/11/16)	
UF/Career	15, vs. Kentucky (3/1/16)	

3-Point Field Goals	1	9.1
2016-17/UF/Career	1, at Florida State (12/11/16)	

3-Point FG Attempts	1	9.1
2016-17/UF	1, at Florida State (12/11/16)	
Career	1, 2x, last at FSU (12/11/16)	

Free Throws	8	7.7
2016-17	5, 2x, last at Oklahoma (1/28/17)	
UF/Career	8, vs. Mississippi State (1/19/16)	

Free Throw Attempts	14	7.6
2016-17	10, vs. Duke (12/6/16)	
UF/Career	14, vs. Alabama (2/13/16)	

Assists	2	7.7
2016-17	1, 6x last at Oklahoma (1/28/17)	
UF	1, 18x, last at Oklahoma (1/28/17)	
Career	2, vs. Santa Clara (12/23/13)	

Steals	2	7.7
2016-17	2, vs. Belmont (11/21/16)	
UF	2, 3x, last vs. Belmont (11/21/16)	
Career	2, 4x, last vs. Belmont (11/21/16)	

Blocked Shots	5	7.8
2016-17	4, 3x, last vs. Miami (11/27/16)	
UF/Career	5, at Georgia (2/16/16)	

Minutes Played	36	7.8
2016-17	32, vs. Texas A&M (2/11/17)	
UF/Career	36, vs. Ole Miss (2/9/16)	

Note: Career highs from 2013-14 took place at USF.

#12 GORJOK GAK

FRESHMAN | F/C | 6-11 | 231 | SYDNEY, AUSTRALIA | VICTORY ROCK PREP

Overview

- An adept passer whose 7-foot-4 wingspan enables him to play above the rim.
- Runs the floor and handles the ball well, enabling him to stretch defenses.
- Rated a three-star prospect by ESPN, Rivals and 247 Sports.
- ESPN.com bottom line: "Gak is a high major power forward that is new to the game but has all the tools to be successful immediately on the college level."

2016-17 Highlights

- Granted a waiver by to compete immediately the day before Florida's first game of the season after previously being ruled ineligible.



Season	gp-gs	min/avg	Total		3-Point		F-Throws		Rebounds				Scoring	
			fg-fga	pct	fg-fga	pct	ft-fla	pct	off	def	tot	avg	pts	avg
2016-17	10-0	40/4.0	5-8	.625	0-0	.000	1-4	.250	3	9	12	1.2	11	1.1
TOTAL	10-0	40/4.0	5-8	.625	0-0	.000	1-4	.250	3	9	12	1.2	11	1.1

Gak Game Highs

Points	2016-17/Career	4, at North Florida (12/1/16)
Rebounds	2016-17/Career	2, 6x, vs. Missouri (2/2/17)
Field Goals	2016-17/Career	2, at North Florida (12/1/16)
Field Goal Attempts	2016-17/Career	2, 2x, last vs. Missouri (2/2/17)
3-Point Field Goals	2016-17/Career	---
3-Point FG Attempts	2016-17/Career	---
Free Throws	2016-17/Career	1, vs. Mercer (11/13/16)
Free Throw Attempts	2016-17/Career	2, 2x, last at LSU (1/25/17)
Assists	2016-17/Career	---
Steals	2016-17/Career	1, vs. Charlotte (12/17/16)
Blocked Shots	2016-17/Career	2, vs. Missouri (2/2/17)
Minutes Played	2016-17/Career	5, vs. Missouri (2/2/17)

Opponent	Date	gs	min	Total		3-Pointers		Free throws		Rebounds				pf	a	t/o	blk	stl	pts	avg
				fg-fga	pct	3fg-fga	pct	ft-fla	pct	off	def	tot	avg							
vs FGCU	11/11/16	3		0-0	.000	0-0	.000	0-0	.000	0	0	0	0.0	0	0	0	0	0	0	0.0
vs Mercer	11/13/16	3		0-0	.000	0-0	.000	1-2	.500	1	1	2	1.0	1	0	0	0	0	1	0.5
vs St. Bonaventure	11/17/16	dnp		-	-	-	-	-	-	-	-	-	-	-	-	-	-	-	-	-
vs Belmont	11/21/16	4		0-0	.000	0-0	.000	0-0	.000	0	2	2	1.3	4	0	1	0	0	0	0.3
vs Seton Hall	11/24/16	4		0-1	.000	0-0	.000	0-0	.000	0	0	0	1.0	0	0	0	0	0	0	0.3
vs Gonzaga	11/25/16	dnp		-	-	-	-	-	-	-	-	-	-	-	-	-	-	-	-	-
vs Miami	11/27/16	dnp		-	-	-	-	-	-	-	-	-	-	-	-	-	-	-	-	-
at North Florida	12/1/16	4		2-2	1.000	0-0	.000	0-0	.000	0	2	2	1.2	2	0	0	0	0	4	1.0
vs Duke	12/6/16	dnp		-	-	-	-	-	-	-	-	-	-	-	-	-	-	-	-	-
at Florida State	12/11/16	dnp		-	-	-	-	-	-	-	-	-	-	-	-	-	-	-	-	-
vs Charlotte	12/17/16	8		0-1	.000	0-0	.000	0-0	.000	0	2	2	1.3	2	0	2	0	1	0	0.8
LITTLE ROCK	12/21/16	4		1-1	1.000	0-0	.000	0-0	.000	0	0	0	1.1	0	0	0	0	0	2	1.0
at Arkansas	12/29/16	dnp		-	-	-	-	-	-	-	-	-	-	-	-	-	-	-	-	-
OLE MISS	1/3/17	dnp		-	-	-	-	-	-	-	-	-	-	-	-	-	-	-	-	-
TENNESSEE	1/7/17	dnp		-	-	-	-	-	-	-	-	-	-	-	-	-	-	-	-	-
at Alabama	1/10/17	dnp		-	-	-	-	-	-	-	-	-	-	-	-	-	-	-	-	-
GEORGIA	1/14/17	dnp		-	-	-	-	-	-	-	-	-	-	-	-	-	-	-	-	-
at South Carolina	1/18/17	dnp		-	-	-	-	-	-	-	-	-	-	-	-	-	-	-	-	-
VANDERBILT	1/21/17	dnp		-	-	-	-	-	-	-	-	-	-	-	-	-	-	-	-	-
at LSU	1/25/17	4		0-0	.000	0-0	.000	0-2	.000	1	1	2	1.3	0	0	1	0	0	0	0.9
at Oklahoma	1/28/17	1		1-1	1.000	0-0	.000	0-0	.000	0	0	0	1.1	0	0	0	0	0	2	1.0
MISSOURI	2/2/17	5		1-2	.500	0-0	.000	0-0	.000	1	1	2	1.2	1	0	0	2	0	2	1.1
KENTUCKY	2/4/17	dnp		-	-	-	-	-	-	-	-	-	-	-	-	-	-	-	-	-
at Georgia	2/7/17	dnp		-	-	-	-	-	-	-	-	-	-	-	-	-	-	-	-	-
TEXAS A&M	2/11/17	dnp		-	-	-	-	-	-	-	-	-	-	-	-	-	-	-	-	-
at Auburn	2/14/17	dnp		-	-	-	-	-	-	-	-	-	-	-	-	-	-	-	-	-
at Mississippi State	2/18/17	dnp		-	-	-	-	-	-	-	-	-	-	-	-	-	-	-	-	-
SOUTH CAROLINA	2/21/17	dnp		-	-	-	-	-	-	-	-	-	-	-	-	-	-	-	-	-
at Kentucky	2/25/17	dnp		-	-	-	-	-	-	-	-	-	-	-	-	-	-	-	-	-
Totals		0	40	5-8	.625	0-0	.000	1-4	.250	3	9	12	1.2	10	0	4	2	1	11	1.1

Games played: 10
Minutes/game: 4.0
Points/game: 1.1
FG Pct: 62.5
FT Pct: 25.0

Rebounds/game: 1.2
Turnovers/game: 0.4
Steals/game: 0.1
Blocks/game: 0.2

#13 KEVARRIUS HAYES

SOPHOMORE | F/C | 6-9 | 218 | LIVE OAK, FLA. | SUWANEE

Overview

- Long and athletic shot-blocker and rebounder, who has a great motor and is an outstanding mover.
- Started six games and scored a season-high 14 points in each of the two final games of the season while starting in place of the injured John Egbunu.
- Drew praise from head coach Mike White throughout his freshman season for his consistent effort and attitude.

2016-17 Highlights

- Had a career day at Oklahoma, leading the team with 20 points, nine rebounds and three blocks. That came on the heels of a solid 12-point outing at LSU.
- Blocked five shots in 14 minutes in the season opener vs. FGCU.
- Demonstrating the same energy he brought as a freshman, but with added strength and skill.



Season	gp-gs		Total		3-Point		F-Throws		Rebounds				Scoring							
			fg-fga	pct	fg-fga	pct	ft-fa	pct	off	def	tot	avg	pf	fo	ast	to	blk	stl	pts	avg
2015-16	35-6	403/11.5	35-50	.700	0-0	.000	28-59	.475	45	47	92	2.6	64	0	7	17	20	11	98	2.8
2016-17	29-10	476/16.4	63-99	.636	0-0	.000	56-82	.683	48	70	118	4.1	67	1	6	20	47	15	182	6.3
TOTAL	64-16	879/13.7	98-149	.658	0-0	.000	84-141	.596	93	117	210	3.3	131	1	13	37	67	26	280	4.4

Opponent	Date	gs	min	Total		3-Pointers		Free throws		Rebounds				pf	a	t/o	blk	stl	pts	avg
				fg-fga	pct	3fg-fga	pct	ft-fa	pct	off	def	tot	avg							
vs FGCU	11/11/16	14	2-2	1.000	0-0	.000	5-5	1.000	1	4	5	5.0	2	1	1	5	0	9	9.0	
vs Mercer	11/13/16	15	2-6	.333	0-0	.000	0-1	.000	2	2	4	4.5	3	0	1	1	0	4	6.5	
vs St. Bonaventure	11/17/16	14	0-3	.000	0-0	.000	3-4	.750	2	1	3	4.0	1	0	0	3	0	3	5.3	
vs Belmont	11/21/16	17	3-5	.600	0-0	.000	1-2	.500	2	2	4	4.0	1	0	0	2	0	7	5.8	
vs Seton Hall	11/24/16	10	0-0	.000	0-0	.000	0-0	.000	0	0	0	3.2	3	0	0	1	1	0	4.6	
vs Gonzaga	11/25/16	12	1-3	.333	0-0	.000	0-1	.000	1	1	2	3.0	3	0	1	0	1	2	4.2	
vs Miami	11/27/16	12	1-1	1.000	0-0	.000	2-2	1.000	0	2	2	2.9	2	0	0	1	0	4	4.1	
at North Florida	12/1/16	14	3-4	.750	0-0	.000	2-3	.667	2	1	3	2.9	2	0	0	0	0	8	4.6	
vs Duke	12/6/16	11	1-1	1.000	0-0	.000	0-0	.000	1	1	2	2.8	1	0	1	2	1	2	4.3	
at Florida State	12/11/16	13	1-3	.333	0-0	.000	2-4	.500	3	4	7	3.2	3	0	1	0	0	4	4.3	
vs Charlotte	12/17/16	*	21	3-5	.600	0-0	.000	3-4	.750	2	3	5	3.4	1	0	0	0	1	9	4.7
LITTLE ROCK	12/21/16	*	25	5-5	1.000	0-0	.000	2-3	.667	3	5	8	3.8	1	0	0	1	2	12	5.3
at Arkansas	12/29/16	*	22	4-5	.800	0-0	.000	2-5	.400	4	2	6	3.9	4	0	1	1	1	10	5.7
OLE MISS	1/3/17	*	17	1-2	.500	0-0	.000	2-4	.500	3	2	5	4.0	0	0	0	1	1	4	5.6
TENNESSEE	1/7/17	*	15	1-2	.500	0-0	.000	1-1	1.000	1	1	2	3.9	4	0	0	2	0	3	5.4
at Alabama	1/10/17	*	22	2-3	.667	0-0	.000	4-7	.571	0	4	4	3.9	3	0	0	2	0	8	5.6
GEORGIA	1/14/17	*	12	1-2	.500	0-0	.000	0-0	.000	1	2	3	3.8	1	0	0	0	0	2	5.4
at South Carolina	1/18/17	15	2-3	.667	0-0	.000	2-2	1.000	1	1	2	3.7	1	0	0	1	1	6	5.4	
VANDERBILT	1/21/17	7	1-3	.333	0-0	.000	0-0	.000	3	0	3	3.7	0	0	0	1	0	2	5.2	
at LSU	1/25/17	17	3-3	1.000	0-0	.000	6-7	.857	1	1	2	3.6	1	1	2	3	1	12	5.6	
at Oklahoma	1/28/17	23	7-11	.636	0-0	.000	6-9	.667	2	7	9	3.9	3	2	1	3	0	20	6.2	
MISSOURI	2/2/17	18	3-5	.600	0-0	.000	2-2	1.000	2	3	5	3.9	2	0	0	1	0	8	6.3	
KENTUCKY	2/4/17	12	2-2	1.000	0-0	.000	1-1	1.000	2	3	5	4.0	5	0	2	3	0	5	6.3	
at Georgia	2/7/17	17	2-4	.500	0-0	.000	1-2	.500	0	3	3	3.9	2	1	0	4	1	5	6.2	
TEXAS A&M	2/11/17	8	2-2	1.000	0-0	.000	0-0	.000	0	1	1	3.8	2	0	1	0	1	4	6.1	
at Auburn	2/14/17	17	3-3	1.000	0-0	.000	3-4	.750	1	2	3	3.8	4	1	1	3	0	9	6.2	
at Mississippi State	2/18/17	*	25	2-3	.667	0-0	.000	5-7	.714	3	7	10	4.0	4	0	3	4	0	9	6.3
SOUTH CAROLINA	2/21/17	*	24	3-4	.750	0-0	.000	1-2	.500	3	3	6	4.1	4	0	4	0	3	7	6.4
at Kentucky	2/25/17	*	27	2-4	.500	0-0	.000	0-0	.000	2	2	4	4.1	4	0	0	2	0	4	6.3
Totals		10	476	63-99	.636	0-0	.000	56-82	.683	48	70	118	4.1	67	6	20	47	15	182	6.3

Games played: 29
Minutes/game: 16.4
Points/game: 6.3
FG Pct: 63.6
FT Pct: 68.3

Rebounds/game: 4.1
Assists/game: 0.2
Turnovers/game: 0.7
Assist/turnover ratio: 0.3
Steals/game: 0.5
Blocks/game: 1.6

Hayes vs. Arkansas (5.0 ppg, 4.0 rpg)

Opponent	Date	GS	Min	FG	FGA	Pct	3FG	FGA	Pct	FT	FTA	Pct	Off	Def	Tot	PF	FO	A	TO	Blk	Stl	Pts
ARKANSAS	2/3/16	*	7	0	0	.000	0	0	.000	2	2	1.000	0	0	0	2	0	0	1	0	0	2
vs Arkansas	3/10/16	*	15	0	0	.000	0	0	.000	3	8	.375	1	5	6	4	0	0	1	0	0	3
at Arkansas	12/29/16	*	22	4	5	.800	0	0	.000	2	5	.400	4	2	6	4	0	0	1	1	1	10
Totals	3 Games	3	44	4	5	.800	0	0	.000	7	15	.467	5	7	12	10	0	0	3	1	1	15

Hayes Game Highs

Points	
2016-17/Career	20, at Oklahoma (1/28/17)
Rebounds	
2016-17/Career	10, at Mississippi State (2/18/17)
Field Goals	
2016-17/Career	7, at Oklahoma (1/28/17)
Field Goal Attempts	
2016-17/Career	11, at Oklahoma (1/28/17)
3-Point Field Goals	
2016-17/Career	---
3-Point FG Attempts	
2016-17/Career	---
Free Throws	
2016-17/Career	6, 2x, last at Oklahoma (1/28/17)
Free Throw Attempts	
2016-17/Career	9, at Oklahoma (1/28/17)
Assists	
2016-17	2, at Oklahoma (1/28/17)
Career	2, 2x, last at Oklahoma (1/28/17)
Steals	
2016-17/Career	3, vs. South Carolina (2/21/17)
Blocked Shots	
2016-17/Career	5, vs. FGCU (11/11/16)
Minutes Played	
2016-17	27, at Kentucky (2/25/17)
Career	34, at G. Washington (3/23/16)

#2 ERIC HESTER

FRESHMAN | G | 6-3 | 167 | CLEARWATER, FLA. | OLDSMAR CHRISTIAN

Overview

- The first high school players to commit to UF under head coach Mike White.
- A long guard who boasts a 6-foot-10 wingspan and the motor to be an elite defender.
- Named a top-100 player in USA Today's composite rankings.
- Rated a four-star prospect by Rivals and 247 Sports and a three-star recruit by ESPN and Scout.

2016-17 Highlights

- Combo guard who will look to get minutes in the Gators' deep and experienced backcourt.
- Eric Hester's five 3-pointers without a miss were the most since Walter Hodge (5, 12/20/06 vs. Stetson), the most by a freshman since Matt Walsh (7, 12/28/02 vs. Bethune-Cookman) and the most in a regular season SEC game since Greg Stolt (5, 1/14/98 at Arkansas). It was the first by a freshman in an SEC game in research back to 1996-97.
- Hester's 16 points in that game eclipsed his career total of 14 entering the game.
- Since that LSU performance, Hester has consistently found his way into the Gators' rotation.



			Total		3-Point		F-Throws			Rebounds											Scoring	
Season	gp-gs	min/avg	fg-fga	pct	fg-fga	pct	ft-fa	pct	off	def	tot	avg	pf	fo	ast	to	blk	stl	pts	avg		
2016-17	18-0	110/6.1	15-23	.652	11-19	.579	2-4	.500	1	9	10	0.6	13	0	6	3	0	6	43	2.4		
TOTAL	18-0	110/6.1	15-23	.652	11-19	.579	2-4	.500	1	9	10	0.6	13	0	6	3	0	6	43	2.4		

Opponent	Date	gs	min	Total		3-Pointers		Free throws		Rebounds				pf	a	t/o	blk	stl	pts	avg
				fg-fga	pct	3fg-fga	pct	ft-fla	pct	off	def	tot	avg							
vs FGCU	11/11/16	2	0-1	.000	0-1	.000	0-0	.000	0	1	1	1.0	0	0	0	0	1	0	0.0	
vs Mercer	11/13/16	3	0-1	.000	0-1	.000	1-2	.500	0	0	0	0.5	0	0	0	0	0	1	0.5	
vs St. Bonaventure	11/17/16	dnp	-	-	-	-	-	-	-	-	-	-	-	-	-	-	-	-	-	
vs Belmont	11/21/16	3	0-1	.000	0-1	.000	0-0	.000	0	0	0	0.3	1	0	1	0	1	0	0.3	
vs Seton Hall	11/24/16	dnp	-	-	-	-	-	-	-	-	-	-	-	-	-	-	-	-	-	
vs Gonzaga	11/25/16	dnp	-	-	-	-	-	-	-	-	-	-	-	-	-	-	-	-	-	
vs Miami	11/27/16	3	0-0	.000	0-0	.000	0-0	.000	0	0	0	0.3	0	0	0	0	0	0	0.3	
at North Florida	12/1/16	11	1-1	1.000	1-1	1.000	0-0	.000	0	0	0	0.2	2	1	0	0	0	3	0.8	
vs Duke	12/6/16	dnp	-	-	-	-	-	-	-	-	-	-	-	-	-	-	-	-	-	
at Florida State	12/11/16	2	0-0	.000	0-0	.000	0-0	.000	0	0	0	0.2	0	0	0	0	0	0	0.7	
vs Charlotte	12/17/16	14	3-5	.600	1-3	.333	0-0	.000	0	0	0	0.1	3	1	1	0	1	7	1.6	
LITTLE ROCK	12/21/16	8	1-1	1.000	1-1	1.000	0-0	.000	0	1	1	0.3	1	0	0	0	0	3	1.8	
at Arkansas	12/29/16	dnp	-	-	-	-	-	-	-	-	-	-	-	-	-	-	-	-	-	
OLE MISS	1/3/17	dnp	-	-	-	-	-	-	-	-	-	-	-	-	-	-	-	-	-	
TENNESSEE	1/7/17	dnp	-	-	-	-	-	-	-	-	-	-	-	-	-	-	-	-	-	
at Alabama	1/10/17	dnp	-	-	-	-	-	-	-	-	-	-	-	-	-	-	-	-	-	
GEORGIA	1/14/17	3	0-0	.000	0-0	.000	0-0	.000	0	0	0	0.2	0	0	0	0	0	0	1.6	
at South Carolina	1/18/17	1	0-0	.000	0-0	.000	0-0	.000	0	0	0	0.2	0	0	0	0	0	0	1.4	
VANDERBILT	1/21/17	dnp	-	-	-	-	-	-	-	-	-	-	-	-	-	-	-	-	-	
at LSU	1/25/17	17	5-5	1.000	5-5	1.000	1-2	.500	0	3	3	0.5	3	4	0	0	2	16	2.7	
at Oklahoma	1/28/17	14	1-2	.500	0-1	.000	0-0	.000	0	2	2	0.6	1	0	0	0	1	2	2.7	
MISSOURI	2/2/17	15	3-5	.600	2-4	.500	0-0	.000	0	0	0	0.5	2	0	0	0	0	8	3.1	
KENTUCKY	2/4/17	6	1-1	1.000	1-1	1.000	0-0	.000	1	1	2	0.6	0	0	0	0	0	3	3.1	
at Georgia	2/7/17	dnp	-	-	-	-	-	-	-	-	-	-	-	-	-	-	-	-	-	
TEXAS A&M	2/11/17	1	0-0	.000	0-0	.000	0-0	.000	0	0	0	0.6	0	0	1	0	0	0	2.9	
at Auburn	2/14/17	3	0-0	.000	0-0	.000	0-0	.000	0	1	1	0.6	0	0	0	0	0	0	2.7	
at Mississippi State	2/18/17	1	0-0	.000	0-0	.000	0-0	.000	0	0	0	0.6	0	0	0	0	0	0	2.5	
SOUTH CAROLINA	2/21/17	dnp	-	-	-	-	-	-	-	-	-	-	-	-	-	-	-	-	-	
at Kentucky	2/25/17	3	0-0	.000	0-0	.000	0-0	.000	0	0	0	0.6	0	0	0	0	0	0	2.4	
Totals		0	110	15-23	.652	11-19	.579	2-4	.500	1	9	10	0.6	13	6	3	0	6	43	2.4

Games played: 18
Minutes/game: 6.1
Points/game: 2.4
FG Pct: 65.2
3FG Pct: 57.9
FT Pct: 50.0

Rebounds/game: 0.6
Assists/game: 0.3
Turnovers/game: 0.2
Assist/turnover ratio: 2.0
Steals/game: 0.3

Hester Game Highs

Points	
2016-17/Career	16, at LSU (1/25/17)
Rebounds	
2016-17/Career	3, at LSU (1/25/17)
Field Goals	
2016-17/Career	5, at LSU (1/25/17)
Field Goal Attempts	
2016-17/Career	5, 3x, last vs. Missouri (2/2/17)
3-Point Field Goals	
2016-17/Career	5, at LSU (1/25/17)
3-Point FG Attempts	
2016-17/Career	5, at LSU (1/25/17)
Free Throws	
2016-17/Career	1, 2x, last at LSU (1/25/17)
Free Throw Attempts	
2016-17/Career	2, 2x, last at LSU (1/25/17)
Assists	
2016-17/Career	4, at LSU (1/25/17)
Steals	
2016-17/Career	2, at LSU (1/25/17)
Blocked Shots	
2016-17/Career	---
Minutes Played	
2016-17/Career	17, at LSU (1/25/17)

#0 KASEY HILL


SENIOR | G | 6-1 | 180 | UMATILLA, FLA. | MONTVERDE ACADEMY

Overview

- Has four career 10-assist games, one double-double and four games with at least eight assists and one turnover or fewer.
- One of five players in UF history to be in the school's top-10 list in career steals and assists, along with Scottie Wilbekin, Eddie Shannon, Andrew Moten and Brett Nelson.
- Especially dangerous in transition and open-floor situations, Hill is an outstanding athlete with the ability to play above the rim.
- 2013 McDonald's All-American.

2016-17 Highlights

- Erupted for a team-high 21 points, along with six assists and five rebounds in the win vs. Kentucky.
- Posted his first career double-double with 11 points and 11 assists vs. Little Rock.
- Became the first Gator since Nick Calathes (3/21/08 vs. Creighton to post 5+ points, rebounds, assists and steals in a game with 8 points, 5 rebounds, 5 assists and a career-best six steals vs. Ole Miss.



			Total		3-Point		F-Throws		Rebounds											Scoring	
Season	gp-gs	min/avg	fg-fga	pct	fg-fga	pct	ft-fa	pct	off	def	tot	avg	pf	fo	ast	to	blk	stl	pts	avg	
2013-14	32-8	703/22.0	57-140	.407	5-35	.143	57-86	.663	9	54	63	2.0	67	2	100	50	5	37	176	5.5	
2014-15	33-32	1000/30.3	89-235	.379	8-29	.276	50-95	.526	13	64	77	2.3	66	1	149	72	8	32	236	7.2	
2015-16	36-17	858/23.8	118-302	.391	19-64	.297	71-132	.538	12	74	86	2.4	87	2	120	72	11	53	326	9.1	
2016-17	29-29	825/28.4	101-245	.412	6-33	.182	68-106	.642	13	70	83	2.9	64	2	139	89	4	52	276	9.5	
TOTAL	130-86	3386/26.0	365-922	.396	38-161	.236	246-419	.587	47	262	309	2.4	284	7	508	283	28	174	1014	7.8	

				Total		3-Pointers		Free throws		Rebounds											
Opponent	Date	gs	min	fg-fga	pct	3fg-fga	pct	ft-fa	pct	off	def	tot	avg	pf	a	t/o	blk	stl	pts	avg	
vs FGCU	11/11/16	*	30	4-5	.800	0-0	.000	3-4	.750	0	3	3	3.0	1	4	1	0	2	11	11.0	
vs Mercer	11/13/16	*	26	1-6	.167	0-4	.000	4-6	.667	0	3	3	3.0	2	2	2	0	0	6	8.5	
vs St. Bonaventure	11/17/16	*	32	1-5	.200	0-0	.000	2-4	.500	1	1	2	2.7	1	4	5	0	0	4	7.0	
vs Belmont	11/21/16	*	25	2-11	.182	1-3	.333	0-0	.000	0	1	1	2.3	3	5	1	0	3	5	6.5	
vs Seton Hall	11/24/16	*	23	3-6	.500	0-1	.000	0-0	.000	1	1	2	2.2	5	2	5	1	0	6	6.4	
vs Gonzaga	11/25/16	*	32	1-4	.250	0-0	.000	6-6	1.000	1	3	4	2.5	3	7	2	1	2	8	6.7	
vs Miami	11/27/16	*	31	4-7	.571	0-0	.000	8-10	.800	0	2	2	2.4	1	3	1	0	2	16	8.0	
at North Florida	12/1/16	*	20	2-5	.400	0-1	.000	1-1	1.000	0	2	2	2.4	2	5	4	0	2	5	7.6	
vs Duke	12/6/16	*	34	4-11	.364	0-0	.000	5-7	.714	2	5	7	2.9	4	6	2	1	0	13	8.2	
at Florida State	12/11/16	*	36	10-15	.667	1-2	.500	0-0	.000	0	3	3	2.9	2	3	5	0	2	21	9.5	
vs Charlotte	12/17/16	*	20	3-10	.300	0-2	.000	0-1	.000	2	2	4	3.0	1	5	2	0	2	6	9.2	
LITTLE ROCK	12/21/16	*	27	5-7	.714	1-3	.333	0-1	.000	1	1	2	2.9	1	11	4	0	3	11	9.3	
at Arkansas	12/29/16	*	33	4-12	.333	0-0	.000	2-5	.400	0	2	2	2.8	1	6	4	0	1	10	9.4	
OLE MISS	1/3/17	*	31	4-9	.444	0-1	.000	0-4	.000	1	4	5	3.0	2	5	5	0	6	8	9.3	
TENNESSEE	1/7/17	*	29	3-6	.500	1-1	1.000	0-0	.000	0	2	2	2.9	3	7	2	0	1	7	9.1	
at Alabama	1/10/17	*	35	4-10	.400	0-1	.000	5-6	.833	1	4	5	3.1	0	4	3	0	5	13	9.4	
GEORGIA	1/14/17	*	33	2-8	.250	0-2	.000	7-10	.700	0	0	0	2.9	2	4	2	0	1	11	9.5	
at South Carolina	1/18/17	*	26	5-8	.625	0-0	.000	1-3	.333	0	1	1	2.8	5	2	3	0	4	11	9.6	
VANDERBILT	1/21/17	*	31	2-6	.333	0-1	.000	1-2	.500	0	2	2	2.7	0	7	4	0	2	5	9.3	
at LSU	1/25/17	*	26	3-8	.375	0-0	.000	0-0	.000	0	2	2	2.7	3	3	3	0	1	6	9.2	
at Oklahoma	1/28/17	*	30	5-12	.417	0-2	.000	2-4	.500	0	4	4	2.8	1	8	1	0	2	12	9.3	
MISSOURI	2/2/17	*	22	2-4	.500	1-3	.333	6-8	.750	1	4	5	2.9	1	4	3	0	1	11	9.4	
KENTUCKY	2/4/17	*	27	8-16	.500	1-3	.333	4-8	.500	0	5	5	3.0	2	6	3	1	1	21	9.9	
at Georgia	2/7/17	*	30	5-15	.333	0-1	.000	2-2	1.000	0	2	2	2.9	3	5	3	0	2	12	10.0	
TEXAS A&M	2/11/17	*	20	0-1	.000	0-0	.000	3-6	.500	2	1	3	2.9	3	3	5	0	3	3	9.7	
at Auburn	2/14/17	*	36	4-10	.400	0-1	.000	3-4	.750	0	2	2	2.9	3	12	4	0	1	11	9.7	
at Mississippi State	2/18/17	*	23	4-8	.500	0-0	.000	1-2	.500	0	5	5	3.0	1	1	6	0	0	9	9.7	
SOUTH CAROLINA	2/21/17	*	30	4-10	.400	0-1	.000	2-2	1.000	0	2	2	2.9	4	2	4	0	1	10	9.7	
at Kentucky	2/25/17	*	27	2-10	.200	0-0	.000	0-0	.000	0	1	1	2.9	4	3	0	0	2	4	9.5	
Totals			29	825	101-245	.412	6-33	.182	68-106	.642	13	70	83	2.9	64	139	89	4	52	276	9.5

Games played: 29
Minutes/game: 28.4
Points/game: 9.5
FG Pct: 41.2
3FG Pct: 18.2
FT Pct: 64.2

Rebounds/game: 2.9
Assists/game: 4.8
Turnovers/game: 3.1
Assist/turnover ratio: 1.6
Steals/game: 1.8
Blocks/game: 0.1

Hill vs. Arkansas (10.4 ppg, 4.0 apg)

Opponent	Date	GS	Min	FG	FGA	Pct	3FG	FGA	Pct	FT	FTA	Pct	Off	Def	Tot	PF	FO	A	TO	Blk	Stl	Pts
at Arkansas	1/11/14	*	37	3	7	.429	0	1	.000	0	0	.000	1	3	4	3	0	5	5	0	1	6
ARKANSAS	1/31/15	*	29	1	7	.143	1	3	.333	4	8	.500	0	8	8	0	0	2	1	0	2	7
ARKANSAS	2/3/16	*	27	4	7	.571	1	2	.500	2	4	.500	0	2	2	3	0	2	0	2	2	11
vs Arkansas	3/10/16		26	6	10	.600	1	2	.500	5	9	.556	0	0	0	1	0	5	3	0	1	18
at Arkansas	12/29/16	*	33	4	12	.333	0	0	.000	2	5	.400	0	2	2	1	0	6	4	0	1	10
Totals	5 Games	4	152	18	43	.419	3	8	.375	13	26	.500	1	15	16	8	0	20	13	2	7	52

Hill Game Highs

Points	
2016-17/Career	21, 2x, last vs. Kentucky (2/4/17)
Rebounds	
2016-17	7, vs. Duke (12/6/16)
Career	8, vs. Arkansas (1/31/15)
Field Goals	
2016-17/Career	10, at Florida State (12/11/16)
Field Goal Attempts	
2016-17	16, vs. Kentucky (2/4/17)
Career	18, at G. Washington (3/23/16)
3-Point Field Goals	
2016-17	1, 5x, last vs. Kentucky (2/4/17)
Career	2, 5x, last at UNF (3/15/16)
3-Point FG Attempts	
2016-17	4, vs. Mercer (11/13/16)
Career	5, 2x, last at Missouri (3/5/16)
Free Throws	
2016-17	8, vs. Miami (11/27/16)
Career	10, vs. UNC (11/28/14)
Free Throw Attempts	
2016-17	10, 2x, last vs. Georgia (1/14/17)
Career	16, vs. Georgia (1/2/16)
Assists	
2016-17/Career	12, at Auburn (2/14/17)
Steals	
2016-17/Career	6, vs. Ole Miss (1/3/17)
Blocked Shots	
2016-17	1, 4x, last vs. Kentucky (2/4/17)
Career	2, 2x, last vs. Arkansas (2/3/16)
Minutes Played	
2016-17	36, 2x, last at Auburn (2/14/17)
Career	37, 3x, last at LSU (2/21/15)

#23 JUSTIN LEON

SENIOR | F | 6-8 | 206 | CONWAY, ARK. | SHAWNEE (ILL.) C.C.

Overview

- Moved into the starting lineup at the beginning of SEC play due to his max-effort style of play, ultimately starting 11 games in his first season at UF.
- Had a monster game against LSU, scoring 14 points and grabbing a team-high nine rebounds. Leon also spent most of the game guarding Ben Simmons.
- A junkyard dog, hustle player, who has developed the ability to knock down spot-up 3s at a high percentage.
- The first Mike White recruit to suit up for the Gators.

2016-17 Highlights

- Starter at the 4 with the ability to play the 3, as well, after playing the 3 as a junior with Dorian Finney-Smith taking most of the minutes at the 4.
- Led UF and posted a career best with 19 points in the win vs. Tennessee.
- Dropped in 18 points, including a career-best four 3-pointers in the win vs. Texas A&M.
- Has five games with at least three 3-pointers, including three times in SEC wins vs. Texas A&M, Tennessee and at LSU.



Season			Total		3-Point		F-Throws		Rebounds											Scoring	
	gp-gs	min/avg	fg-fga	pct	fg-fga	pct	ft-fla	pct	off	def	tot	avg	pf	fo	ast	to	blk	stl	pts	avg	
2015-16	34-11	507/14.9	72-146	.493	25-67	.373	12-26	.462	46	61	107	3.1	52	0	11	21	5	10	181	5.3	
2016-17	29-29	645/22.2	72-171	.421	40-99	.404	29-38	.763	40	69	109	3.8	65	0	13	20	5	14	213	7.3	
TOTAL	63-40	1152/18.3	144-317	.454	65-166	.392	41-64	.641	86	130	216	3.4	117	0	24	41	10	24	394	6.3	

				Total		3-Pointers		Free throws		Rebounds											
Opponent	Date	gs	min	fg-fga	pct	3fg-fga	pct	ft-fa	pct	off	def	tot	avg	pf	a	t/o	blk	stl	pts	avg	
vs FGCU	11/11/16	*	19	3-8	.375	2-3	.667	0-0	.000	0	3	3	3.0	3	0	1	0	1	8	8.0	
vs Mercer	11/13/16	*	24	6-10	.600	3-5	.600	2-2	1.000	3	2	5	4.0	1	1	1	0	1	17	12.5	
vs St. Bonaventure	11/17/16	*	29	2-5	.400	2-5	.400	0-2	.000	1	2	3	3.7	3	0	1	1	1	6	10.3	
vs Belmont	11/21/16	*	20	0-1	.000	0-0	.000	0-0	.000	2	3	5	4.0	3	1	0	0	0	0	7.8	
vs Seton Hall	11/24/16	*	29	3-6	.500	1-3	.333	0-1	.000	4	3	7	4.6	2	0	2	0	0	7	7.6	
vs Gonzaga	11/25/16	*	20	2-4	.500	1-3	.333	0-0	.000	3	1	4	4.5	2	0	0	0	0	5	7.2	
vs Miami	11/27/16	*	9	2-2	1.000	0-0	.000	0-0	.000	0	2	2	4.1	4	0	1	0	0	4	6.7	
at North Florida	12/1/16	*	17	3-6	.500	3-5	.600	4-4	1.000	1	0	1	3.8	1	0	0	0	0	13	7.5	
vs Duke	12/6/16	*	23	3-4	.750	1-2	.500	0-0	.000	1	2	3	3.7	3	1	0	0	0	7	7.4	
at Florida State	12/11/16	*	21	3-3	1.000	1-1	1.000	0-2	.000	0	1	1	3.4	1	1	0	0	1	7	7.4	
vs Charlotte	12/17/16	*	18	1-3	.333	0-1	.000	2-2	1.000	2	4	6	3.6	2	1	0	0	0	4	7.1	
LITTLE ROCK	12/21/16	*	21	0-4	.000	0-3	.000	0-0	.000	0	0	0	3.3	2	0	1	1	1	0	6.5	
at Arkansas	12/29/16	*	25	2-5	.400	2-4	.500	0-0	.000	2	2	4	3.4	0	0	1	1	1	6	6.5	
OLE MISS	1/3/17	*	18	2-8	.250	1-5	.200	0-0	.000	0	1	1	3.2	2	0	0	0	0	5	6.4	
TENNESSEE	1/7/17	*	33	5-6	.833	3-4	.750	6-6	1.000	2	4	6	3.4	1	0	0	0	2	19	7.2	
at Alabama	1/10/17	*	13	1-5	.200	0-2	.000	2-2	1.000	0	0	0	3.2	2	0	0	0	0	4	7.0	
GEORGIA	1/14/17	*	13	1-5	.200	0-2	.000	0-0	.000	0	1	1	3.1	3	0	1	0	0	2	6.7	
at South Carolina	1/18/17	*	11	0-4	.000	0-2	.000	0-0	.000	1	2	3	3.1	4	1	0	0	0	0	6.3	
VANDERBILT	1/21/17	*	29	2-5	.400	2-3	.667	0-0	.000	2	4	6	3.2	4	2	1	2	0	6	6.3	
at LSU	1/25/17	*	19	4-8	.500	3-6	.500	4-4	1.000	0	4	4	3.3	2	0	2	0	0	15	6.8	
at Oklahoma	1/28/17	*	29	2-9	.222	1-3	.333	0-0	.000	4	4	8	3.5	2	0	1	0	1	5	6.7	
MISSOURI	2/2/17	*	20	1-6	.167	0-1	.000	2-3	.667	2	3	5	3.5	0	1	0	0	1	4	6.5	
KENTUCKY	2/4/17	*	19	1-4	.250	1-3	.333	0-1	.000	1	2	3	3.5	4	0	1	0	0	3	6.4	
at Georgia	2/7/17	*	25	4-7	.571	2-5	.400	0-0	.000	1	6	7	3.7	4	0	2	0	2	10	6.5	
TEXAS A&M	2/11/17	*	26	7-15	.467	4-8	.500	0-0	.000	3	2	5	3.7	3	1	2	0	0	18	7.0	
at Auburn	2/14/17	*	26	3-4	.750	2-3	.667	2-2	1.000	1	7	8	3.9	1	1	0	0	0	10	7.1	
at Mississippi State	2/18/17	*	33	1-6	.167	1-6	.167	4-6	.667	1	3	4	3.9	1	0	0	0	1	7	7.1	
SOUTH CAROLINA	2/21/17	*	27	3-7	.429	2-4	.500	0-0	.000	1	0	1	3.8	2	1	0	0	0	8	7.1	
at Kentucky	2/25/17	*	29	5-11	.455	2-7	.286	1-1	1.000	2	1	3	3.8	3	1	2	0	1	13	7.3	
Totals			29	645	72-171	.421	40-99	.404	29-38	.763	40	69	109	3.8	65	13	20	5	14	213	7.3

Games played: 29
Minutes/game: 22.2
Points/game: 7.3
FG Pct: 42.1
3FG Pct: 40.4
FT Pct: 76.3

Rebounds/game: 3.8
Assists/game: 0.4
Turnovers/game: 0.7
Assist/turnover ratio: 0.7
Steals/game: 0.5
Blocks/game: 0.2

Leon vs. Arkansas (5.0 ppg, 3.7 rpg)

Opponent	Date	GS	Min	FG	FGA	Pct	3FG	FGA	Pct	FT	FTA	Pct	Off	Def	Tot	PF	FO	A	TO	Blk	Stl	Pts
ARKANSAS	2/3/16		12	2	2	1.000	1	1	1.000	2	2	1.000	1	4	5	0	0	0	2	0	0	7
vs Arkansas	3/10/16		15	1	3	.333	0	2	.000	0	0	.000	1	1	2	2	0	0	0	0	0	2
at Arkansas	12/29/16	*	25	2	5	.400	2	4	.500	0	0	.000	2	2	4	0	0	0	1	1	1	6
Totals	3 Games		1	52	5	10	.500	3	7	.429	2	2	1.000	4	7	11	2	0	0	3	1	15

Leon Game Highs

Points	
2016-17/Career	19, vs. Tennessee (1/7/17)
Rebounds	
2016-17	8, 2x, last at Auburn (2/14/17)
Career	9, vs. LSU (1/9/16)
Field Goals	
2016-17	7, vs. Texas A&M (2/11/17)
Career	7, 2x, last vs. Texas A&M (2/11/17)
Field Goal Attempts	
2016-17/Career	15, vs. Texas A&M (2/11/17)
3-Point Field Goals	
2016-17/Career	4, vs. Texas A&M (2/11/17)
3-Point FG Attempts	
2016-17/Career	8, vs. Texas A&M (2/11/17)
Free Throws	
2016-17/Career	6, vs. Tennessee (1/7/17)
Free Throw Attempts	
2016-17/Career	6, 2x, last at Miss. State (2/18/17)
Assists	
2016-17	2, vs. Vanderbilt (1/21/17)
Career	3, 2x, last at UNF (3/15/16)
Steals	
2016-17/Career	2, 2x, last at Georgia (2/7/17)
Blocked Shots	
2016-17/Career	2, vs. Vanderbilt (1/21/17)
Minutes Played	
2016-17/Career	33, 2x, last at Miss. St. (2/18/17)

#32 SCHUYLER RIMMER

SENIOR | C | 6-10 | 249 | ORLANDO, FLA. | STANFORD

Overview

- Provided additional frontcourt depth off the bench for the Gators, including 21 critical minutes in the win vs. ninth-ranked West Virginia.
- Mid-year transfer from Stanford in 2014-15, given a waiver to compete at the beginning of the 2015-16 season.
- Big man who is most at home in the post, but also has a mid-range jump shot.

2016-17 Highlights

- Will again serve as a post reserve as the team's lone walk-on this season.
- Played 16 critical minutes in the Gators' win vs. Tennessee as both Hayes and Egbunu got into foul trouble. Rimmer was so effective that rather than re-inserting either of the other post players, Rimmer closed the game and finished with a +/- of +15, second-highest on the team.
- His first three field goals made this season were and-1 opportunities, and Rimmer has converted all three.



Season	gp-gs	min/avg	Total		3-Point		F-Throws		Rebounds				Scoring							
			fg-fga	pct	fg-fga	pct	ft-fa	pct	off	def	tot	avg	pf	fo	ast	to	blk	stl	pts	avg
2013-14*	14-0	69/4.9	3-9	.333	0-0	.000	1-7	.143	1	8	9	0.6	11	0	0	5	1	0	7	0.5
2014-15*	2-0	6/3.0	0-0	.000	0-0	.000	1-2	.500	1	2	3	1.5	0	0	0	0	0	0	1	0.5
2015-16	25-0	162/6.5	13-30	.433	1-1	1.000	9-10	.900	10	20	30	1.2	25	0	3	7	5	0	36	1.4
2016-17	18-0	99/5.5	8-19	.421	0-1	.000	8-13	.615	8	9	17	0.9	18	0	1	5	4	1	24	1.3
TOTAL	43-0	261/6.1	21-49	.429	1-2	.500	17-23	.739	18	29	47	1.1	43	0	4	12	9	1	60	1.4
All*	59-0	336/5.7	24-58	.414	1-2	.500	19-32	.594	20	39	59	1.0	54	0	4	17	10	1	68	1.2

Opponent	Date	gs	min	Total		3-Pointers		Free throws		Rebounds				pf	a	t/o	blk	stl	pts	avg
				fg-fga	pct	3fg-fga	pct	ft-fa	pct	off	def	tot	avg							
vs FGCU	11/11/16	2	0-0	.000	0-0	.000	0-0	.000	0-0	0	0	0	0.0	1	0	0	0	0	0	0.0
vs Mercer	11/13/16	2	1-1	1.000	0-0	.000	1-1	1.000	0	0	0	0	0.0	1	0	1	1	0	3	1.5
vs St. Bonaventure	11/17/16	dnp	-	-	-	-	-	-	-	-	-	-	-	-	-	-	-	-	-	-
vs Belmont	11/21/16	2	0-1	.000	0-1	.000	0-0	.000	0	1	1	0.3	0	0	0	0	0	0	0	1.0
vs Seton Hall	11/24/16	dnp	-	-	-	-	-	-	-	-	-	-	-	-	-	-	-	-	-	-
vs Gonzaga	11/25/16	dnp	-	-	-	-	-	-	-	-	-	-	-	-	-	-	-	-	-	-
vs Miami	11/27/16	dnp	-	-	-	-	-	-	-	-	-	-	-	-	-	-	-	-	-	-
at North Florida	12/1/16	3	0-0	.000	0-0	.000	0-0	.000	0	1	1	0.5	0	0	0	0	0	0	0	0.8
vs Duke	12/6/16	dnp	-	-	-	-	-	-	-	-	-	-	-	-	-	-	-	-	-	-
at Florida State	12/11/16	dnp	-	-	-	-	-	-	-	-	-	-	-	-	-	-	-	-	-	-
vs Charlotte	12/17/16	12	1-1	1.000	0-0	.000	1-3	.333	1	3	4	1.2	2	0	0	2	0	3	1.2	
LITTLE ROCK	12/21/16	11	1-1	1.000	0-0	.000	1-1	1.000	1	0	1	1.2	1	1	0	0	0	3	1.5	
at Arkansas	12/29/16	2	0-0	.000	0-0	.000	0-0	.000	0	0	0	1.0	0	0	0	0	0	0	0	1.3
OLE MISS	1/3/17	dnp	-	-	-	-	-	-	-	-	-	-	-	-	-	-	-	-	-	-
TENNESSEE	1/7/17	16	1-2	.500	0-0	.000	1-2	.500	1	2	3	1.3	2	0	0	0	1	3	1.5	
at Alabama	1/10/17	dnp	-	-	-	-	-	-	-	-	-	-	-	-	-	-	-	-	-	-
GEORGIA	1/14/17	4	0-1	.000	0-0	.000	0-0	.000	1	0	1	1.2	1	0	0	0	0	0	1.3	
at South Carolina	1/18/17	3	1-2	.500	0-0	.000	0-0	.000	0	0	0	1.1	1	0	2	1	0	2	1.4	
VANDERBILT	1/21/17	dnp	-	-	-	-	-	-	-	-	-	-	-	-	-	-	-	-	-	-
at LSU	1/25/17	4	1-2	.500	0-0	.000	0-0	.000	0	1	1	1.1	2	0	0	0	0	2	1.5	
at Oklahoma	1/28/17	1	0-0	.000	0-0	.000	0-0	.000	0	0	0	1.0	0	0	0	0	0	0	1.3	
MISSOURI	2/2/17	4	0-1	.000	0-0	.000	0-0	.000	1	0	1	1.0	0	0	0	0	0	0	1.2	
KENTUCKY	2/4/17	7	1-2	.500	0-0	.000	2-2	1.000	1	0	1	1.0	0	0	1	0	0	4	1.4	
at Georgia	2/7/17	dnp	-	-	-	-	-	-	-	-	-	-	-	-	-	-	-	-	-	-
TEXAS A&M	2/11/17	dnp	-	-	-	-	-	-	-	-	-	-	-	-	-	-	-	-	-	-
at Auburn	2/14/17	10	0-1	.000	0-0	.000	2-2	1.000	0	0	0	0.9	3	0	1	0	0	2	1.5	
at Mississippi State	2/18/17	6	0-1	.000	0-0	.000	0-0	.000	1	1	2	1.0	2	0	0	0	0	0	1.4	
SOUTH CAROLINA	2/21/17	8	1-3	.333	0-0	.000	0-2	.000	1	0	1	1.0	2	0	0	0	0	2	1.4	
at Kentucky	2/25/17	2	0-0	.000	0-0	.000	0-0	.000	0	0	0	0.9	0	0	0	0	0	0	1.3	
Totals		0	99	8-19	.421	0-1	.000	8-13	.615	8	9	17	0.9	18	1	5	4	1	24	1.3

Games played: 18
Minutes/game: 5.5
Points/game: 1.3
FG Pct: 42.1
3FG Pct: 0.0
FT Pct: 61.5

Rebounds/game: 0.9
Assists/game: 0.1
Turnovers/game: 0.3
Assist/turnover ratio: 0.2
Steals/game: 0.1
Blocks/game: 0.2

Rimmer vs. Arkansas (1.0 ppg, 0.5 rpg)

Opponent	Date	GS	Min	FG	FGA	Pct	3FG	FGA	Pct	FT	FTA	Pct	Off	Def	Tot	PF	FO	A	TO	Blk	Stl	Pts
ARKANSAS	2/3/16		11	1	3	.333	0	0	.000	0	0	.000	1	0	1	4	0	1	0	1	0	2
at Arkansas	12/29/16		2	0	0	.000	0	0	.000	0	0	.000	0	0	0	0	0	0	0	0	0	0
Totals	2 Games	0	13	1	3	.333	0	0	.000	0	0	.000	1	0	1	4	0	1	0	1	0	2

Rimmer Game Highs

Points
2016-17 4, vs. Kentucky (2/4/17)
UF/Career 9, vs. N. Carolina A&T (11/16/15)

Rebounds
2016-17 4, vs. Charlotte (12/17/16)
UF/Career 6, vs. West Virginia (1/30/16)

Field Goals
2016-17 1, 8x, last vs. S. Carolina (2/21/17)
UF/Career 4, vs. N. Carolina A&T (11/16/15)

Field Goal Attempts
2016-17 3, vs. South Carolina (2/21/17)
UF/Career 6, vs. N. Carolina A&T (11/16/15)

3-Point Field Goals
2016-17 ---
UF/Career 1, vs. N. Carolina A&T (11/16/15)

3-Point FG Attempts
2016-17 1, vs. Belmont (11/21/16)
UF/Career 1, 2x, last vs. Belmont (11/21/16)

Free Throws
2016-17 2, 2x, last at Auburn (2/14/17)
UF/Career 2, 6x, last at Auburn (2/14/17)

Free Throw Attempts
2016-17/UF/Career 3, vs. Charlotte (12/17/16)

Assists
2016-17 1, vs. Little Rock (12/21/16)
UF/Career 1, 4x, last vs. UALR (12/21/16)

Steals
2016-17/UF/Career 1, vs. Tennessee (1/7/17)

Blocked Shots
2016-17/UF/Career 2, vs. Charlotte (12/17/16)

Minutes Played
2016-17 16, vs. Tennessee (1/7/17)
UF/Career 21, vs. West Virginia (1/30/16)

Note: Career highs before 2015 from Stanford.

#1 DEVIN ROBINSON

JUNIOR | F | 6-8 | 200 | CHESTERFIELD, VA. | CHRISTCHURCH SCHOOL

Overview

- Noted by head coach Mike White as one of the Gators' most improved players of 2015-16 with plenty of room for further growth.
- Has shown flashes of the ability to be a standout SEC player, but looks to add consistency.
- Named to the 2015 SEC All-Freshman team.
- Robinson brings length to the wing, with the ability to put the ball on the floor or pull up for a 3-pointer.
- Playmaker who can cause matchup problems at the 3 position due to his size and at the 4 due to his athleticism .

2016-17 Highlights

- Looks to take more leadership and develop consistency as one of the top-performing upperclassmen on the team.
- Talled a team-high 21 points in the opening of Exactech Arena on 7-for-11 shooting, including 4-for-5 from 3-point range.
- Scored the Gators' first nine points of the game en route to a career-best 18 as Florida came up just short against 11th-ranked Gonzaga.



Season	gp-gs		Total		3-Point		F-Throws		Rebounds				Scoring			
			fg-fga	pct	fg-fga	pct	ft-fla	pct	off	def	tot	avg	pf	fo	ast	to
2014-15	33-17	628/19.0	78-194	.402	21-82	.256	35-55	.636	27	65	92	2.8	57	2	23	31
2015-16	36-18	832/23.1	114-249	.458	36-106	.340	59-78	.756	61	140	201	5.6	87	3	17	21
2016-17	29-29	732/25.2	113-243	.465	34-88	.386	63-84	.750	55	118	173	6.0	65	3	18	30
TOTAL	98-64	2192/22.4	305-686	.445	91-276	.330	157-217	.724	143	323	466	4.8	209	8	58	90

Robinson Game Highs

Points	
2016-17/Career	24, at LSU (1/25/17)
Rebounds	
2016-17	11, 2x, last at Kentucky (2/25/17)
Career	13, vs. Richmond (12/1/15)
Field Goals	
2016-17/Career	9, at LSU (1/25/17)
Field Goal Attempts	
2016-17/Career	15, at LSU (1/25/17)
3-Point Field Goals	
2016-17/Career	5, at LSU (1/25/17)
3-Point Attempts	
2016-17/Career	8, at LSU (1/25/17)
Free Throws	
2016-17/Career	6, vs. Gonzaga (11/25/16)
Free Throw Attempts	
2016-17/Career	7, 2x, last at Arkansas (12/29/16)
Assists	
2016-17	2, 4x, last at LSU (1/25/17)
Career	3, 4x, last at Ohio State (3/20/16)
Steals	
2016-17	3, vs. FGCU (11/11/16)
Career	4, at LSU (2/27/16)
Blocked Shots	
2016-17	3, 3x, last vs. S. Carolina (2/21/17)
Career	3, 4x, last vs. S. Carolina (2/21/17)
Minutes Played	
2016-17	36, vs. Kentucky (2/4/17)
Career	40, at South Carolina (2/20/16)

Opponent	Date	gs	min	Total		3-Pointers		Free throws		Rebounds				pf	a	t/o	blk	stl	pts	avg	
				fg-fga	pct	3fg-fga	pct	ft-fga	pct	off	def	tot	avg								
vs FGCU	11/11/16	*	24	4-7	.571	2-2	1.000	4-4	1.000	2	4	6	6.0	2	0	1	2	3	14	14.0	
vs Mercer	11/13/16	*	32	4-9	.444	1-3	.333	3-3	1.000	4	5	9	7.5	2	1	2	0	2	12	13.0	
vs St. Bonaventure	11/17/16	*	25	6-6	1.000	1-1	1.000	1-3	.333	4	3	7	7.3	3	1	1	0	1	14	13.3	
vs Belmont	11/21/16	*	26	4-9	.444	1-5	.200	2-2	1.000	0	4	4	6.5	2	2	2	0	0	11	12.8	
vs Seton Hall	11/24/16	*	11	2-2	1.000	0-0	.000	1-1	1.000	0	3	3	5.8	5	1	0	0	0	5	11.2	
vs Gonzaga	11/25/16	*	34	6-13	.462	0-3	.000	6-6	1.000	1	4	5	5.7	0	0	0	1	1	18	12.3	
vs Miami	11/27/16	*	30	5-9	.556	0-2	.000	0-0	.000	1	4	5	5.6	0	1	1	3	2	10	12.0	
at North Florida	12/1/16	*	21	3-7	.429	0-2	.000	4-7	.571	1	5	6	5.6	0	0	2	0	0	10	11.8	
vs Duke	12/6/16	*	31	3-7	.429	1-1	1.000	4-4	1.000	2	2	4	5.4	3	1	0	1	2	11	11.7	
at Florida State	12/11/16	*	16	2-5	.400	0-1	.000	4-5	.800	2	3	5	5.4	5	0	0	0	1	8	11.3	
vs Charlotte	12/17/16	*	20	5-6	.833	1-1	1.000	4-6	.667	3	6	9	5.7	2	1	0	0	1	15	11.6	
LITTLE ROCK	12/21/16	*	26	7-11	.636	4-5	.800	3-4	.750	2	5	7	5.8	1	2	1	0	0	21	12.4	
at Arkansas	12/29/16	*	31	6-11	.545	0-5	.000	5-7	.714	1	6	7	5.9	3	0	1	3	1	17	12.8	
OLE MISS	1/3/17	*	30	3-8	.375	1-3	.333	4-4	1.000	0	0	0	5.5	4	0	0	0	1	11	12.6	
TENNESSEE	1/7/17	*	14	2-7	.286	0-2	.000	0-0	.000	1	1	2	5.3	0	0	4	0	0	4	12.1	
at Alabama	1/10/17	*	29	3-8	.375	0-2	.000	2-3	.667	1	5	6	5.3	3	0	1	1	2	8	11.8	
GEORGIA	1/14/17	*	19	1-5	.200	1-3	.333	2-2	1.000	0	2	2	5.1	2	2	2	0	0	5	11.4	
at South Carolina	1/18/17	*	31	4-11	.364	0-2	.000	0-2	.000	5	5	10	5.4	1	0	2	1	1	8	11.2	
VANDERBILT	1/21/17	*	29	5-9	.556	1-3	.333	1-1	1.000	3	3	6	5.4	5	0	0	1	2	12	11.3	
at LSU	1/25/17	*	25	9-15	.600	5-8	.625	1-1	1.000	2	6	8	5.6	3	2	1	1	0	24	11.9	
at Oklahoma	1/28/17	*	16	3-7	.429	3-4	.750	4-4	1.000	1	3	4	5.5	3	0	2	0	0	13	12.0	
MISSOURI	2/2/17	*	25	4-12	.333	1-5	.200	0-0	.000	5	6	11	5.7	3	1	1	1	0	9	11.8	
KENTUCKY	2/4/17	*	36	5-7	.714	3-4	.750	3-5	.600	3	6	9	5.9	1	0	2	2	0	16	12.0	
at Georgia	2/7/17	*	16	2-5	.400	1-3	.333	1-2	.500	0	2	2	5.7	2	0	0	0	0	6	11.8	
TEXAS A&M	2/11/17	*	23	2-9	.222	0-2	.000	0-0	.000	1	2	3	5.6	1	1	0	0	2	4	11.4	
at Auburn	2/14/17	*	23	5-10	.500	3-5	.600	1-2	.500	2	4	6	5.6	4	1	1	0	2	14	11.5	
at Mississippi State	2/18/17	*	30	0-6	.000	0-3	.000	0-2	.000	4	6	10	5.8	0	0	2	2	1	0	11.1	
SOUTH CAROLINA	2/21/17	*	31	5-9	.556	3-6	.500	1-1	1.000	0	6	6	5.8	2	1	1	3	2	14	11.2	
at Kentucky	2/25/17	*	28	3-13	.231	1-2	.500	2-3	.667	4	7	11	6.0	3	0	0	0	1	9	11.1	
Totals			29	732	113-243	.465	34-88	.386	63-84	.750	55	118	173	6.0	65	18	30	22	28	323	11.1

Games played: 29
Minutes/game: 25.2
Points/game: 11.1
FG Pct: 46.5
3FG Pct: 38.6
FT Pct: 75.0

Rebounds/game: 6.0
Assists/game: 0.6
Turnovers/game: 1.0
Assist/turnover ratio: 0.6
Steals/game: 1.0
Blocks/game: 0.8

Robinson vs. Arkansas (7.5 ppg, 4.0 rpg)

Opponent	Date	GS	Min	FG	FGA	Pct	3FG	FGA	Pct	FT	FTA	Pct	Off	Def	Tot	PF	FO	A	TO	Blk	Stl	Pts
ARKANSAS	1/31/15		10	1	3	.333	0	2	.000	1	2	.500	0	0	0	1	0	0	0	0	0	3
ARKANSAS	2/3/16		18	1	2	.500	0	1	.000	0	0	.000	0	2	2	1	0	0	1	1	0	2
vs Arkansas	3/10/16	*	29	3	8	.375	2	4	.500	0	0	.000	0	7	7	4	0	1	1	0	0	8
at Arkansas	12/29/16	*	31	6	11	.545	0	5	.000	5	7	.714	1	6	7	3	0	0	1	3	1	17
Totals	4 Games	2	88	11	24	.458	2	12	.167	6	9	.667	1	15	16	9	0	1	3	4	1	30

#25 KEITH STONE

FRESHMAN (R) | F | 6-8 | 240 | DEERFIELD BEACH, FLA. | ZION LUTHERAN

Overview

- Strong wing player with the size and strength to compete on the interior.
- Rated a four-star prospect by ESPN and a three-star by Rivals.
- ESPN.com bottom line: "Stone is a combination forward that is a tough cover. He can make plays from almost anywhere inside the arc. Stone is just scratching the surface of how good he can become. When Stone is locked in and competing he has a high major game to go along with his terrific scoring package."

2016-17 Highlights

- Scored a career-high 17 points in the overtime win vs. Georgia, including a critical 3-pointer early in the extra session that put the Gators ahead for good.
- Broke out in a major way in the win against Miami, coming off the bench for 15 points and eight rebounds.
- Led the Gators with 14 points in the road win at Alabama, including a 3-for-3 night beyond the arc.



			Total		3-Point		F-Throws			Rebounds											Scoring	
Season	gp-gs	min/avg	fg-fga	pct	fg-fga	pct	ft-fa	pct	off	def	tot	avg	pf	fo	ast	to	blk	stl	pts	avg		
2016-17	27-0	336/12.4	31-81	.383	12-39	.308	19-29	.655	24	33	57	2.1	38	1	15	15	7	9	93	3.4		
TOTAL	27-0	336/12.4	31-81	.383	12-39	.308	19-29	.655	24	33	57	2.1	38	1	15	15	7	9	93	3.4		

Opponent	Date	qs	min	Total		3-Pointers		Free throws		Rebounds				pf	a	t/o	blk	stl	pts	avg
				fg-fga	pct	3fg-fga	pct	ft-fga	pct	off	def	tot	avg							
vs FGCU	11/11/16		8	0-3	.000	0-1	.000	0-0	.000	1	1	2	2.0	1	0	1	1	0	0	0.0
vs Mercer	11/13/16		11	0-3	.000	0-1	.000	2-2	1.000	1	2	3	2.5	1	3	1	0	0	2	1.0
vs St. Bonaventure	11/17/16		2	0-1	.000	0-0	.000	0-0	.000	0	0	0	1.7	0	0	0	0	0	0	0.7
vs Belmont	11/21/16		16	2-4	.500	0-1	.000	0-0	.000	0	1	1	1.5	1	2	0	1	0	4	1.5
vs Seton Hall	11/24/16		6	0-2	.000	0-2	.000	0-0	.000	0	0	0	1.2	1	0	0	0	0	0	1.2
vs Gonzaga	11/25/16		4	0-2	.000	0-1	.000	0-0	.000	0	0	0	1.0	0	0	1	0	0	0	1.0
vs Miami	11/27/16		25	5-8	.625	2-2	1.000	3-4	.750	4	4	8	2.0	1	0	1	1	1	15	3.0
at North Florida	12/1/16		17	2-2	1.000	1-1	1.000	3-4	.750	1	0	1	1.9	1	1	2	0	0	8	3.6
vs Duke	12/6/16		12	1-5	.200	1-2	.500	0-0	.000	0	1	1	1.8	1	0	1	0	1	3	3.6
at Florida State	12/11/16		17	1-2	.500	0-1	.000	0-0	.000	1	2	3	1.9	2	0	0	0	0	2	3.4
vs Charlotte	12/17/16		19	4-5	.800	0-0	.000	2-2	1.000	2	2	4	2.1	1	0	1	2	0	10	4.0
LITTLE ROCK	12/21/16		18	2-2	1.000	1-1	1.000	0-0	.000	0	2	2	2.1	2	0	2	0	1	5	4.1
at Arkansas	12/29/16		10	2-3	.667	1-2	.500	0-0	.000	0	0	0	1.9	0	0	0	0	0	5	4.2
OLE MISS	1/3/17		7	0-1	.000	0-1	.000	0-0	.000	1	0	1	1.9	1	1	0	0	0	0	3.9
TENNESSEE	1/7/17		13	2-6	.333	0-2	.000	1-2	.500	1	0	1	1.8	1	1	0	0	0	5	3.9
at Alabama	1/10/17		16	4-6	.667	3-3	1.000	3-5	.600	1	1	2	1.8	3	2	0	0	1	14	4.6
GEORGIA	1/14/17		28	5-6	.833	3-4	.750	4-5	.800	0	2	2	1.8	2	1	1	1	3	17	5.3
at South Carolina	1/18/17		23	0-3	.000	0-3	.000	1-5	.200	1	5	6	2.1	4	0	0	0	1	1	5.1
VANDERBILT	1/21/17		7	0-2	.000	0-2	.000	0-0	.000	0	0	0	1.9	1	0	0	0	0	4	4.8
at LSU	1/25/17		17	0-3	.000	0-2	.000	0-0	.000	4	1	5	2.1	4	1	1	0	1	0	4.6
at Oklahoma	1/28/17		7	0-1	.000	0-1	.000	0-0	.000	0	3	3	2.1	0	0	0	1	0	0	4.3
MISSOURI	2/2/17		dnp	-	-	-	-	-	-	-	-	-	-	-	-	-	-	-	-	-
KENTUCKY	2/4/17		dnp	-	-	-	-	-	-	-	-	-	-	-	-	-	-	-	-	-
at Georgia	2/7/17		15	0-4	.000	0-1	.000	0-0	.000	3	2	5	2.3	0	1	0	0	0	0	4.1
TEXAS A&M	2/11/17		8	0-2	.000	0-1	.000	0-0	.000	0	2	2	2.3	0	0	1	0	0	0	4.0
at Auburn	2/14/17		6	0-0	.000	0-0	.000	0-0	.000	0	0	0	2.2	5	0	0	0	0	0	3.8
at Mississippi State	2/18/17		2	0-1	.000	0-1	.000	0-0	.000	0	1	1	2.1	1	0	1	0	0	0	3.6
SOUTH CAROLINA	2/21/17		11	1-2	.500	0-1	.000	0-0	.000	3	0	3	2.2	4	2	1	0	0	2	3.6
at Kentucky	2/25/17		11	0-2	.000	0-2	.000	0-0	.000	0	1	1	2.1	0	0	0	0	0	0	3.4
Totals		0	336	31-81	.383	12-39	.308	19-29	.655	24	33	57	2.1	38	15	15	7	9	93	3.4

Games played: 27
Minutes/game: 12.4
Points/game: 3.4
FG Pct: 38.3
3FG Pct: 30.8
FT Pct: 65.5

Rebounds/game: 2.1
Assists/game: 0.6
Turnovers/game: 0.6
Assist/turnover ratio: 1.0
Steals/game: 0.3
Blocks/game: 0.3

Stone vs. Arkansas

Opponent	Date	GS	Min	FG	FGA	Pct	3FG	FGA	Pct	FT	FTA	Pct	Off	Def	Tot	PF	FO	A	TO	Blk	Stl	Pts
at Arkansas	12/29/16		10	2	3	.667	1	2	.500	0	0	.000	0	0	0	0	0	0	0	0	0	5

Stone Game Highs

Points		2016-17/Career	17, vs. Georgia (1/14/17)
Rebounds		2016-17/Career	8, vs. Miami (11/27/16)
Field Goals		2016-17/Career	5, 2x, last vs. Georgia (1/14/17)
Field Goal Attempts		2016-17/Career	8, vs. Miami (11/27/16)
3-Point Field Goals		2016-17/Career	3, 2x, last vs. Georgia (1/14/17)
3-Point FG Attempts		2016-17/Career	4, vs. Georgia (1/14/17)
Free Throws		2016-17/Career	4, vs. Georgia (1/14/17)
Free Throw Attempts		2016-17/Career	5, 3x, last at So. Carolina (1/18/17)
Assists		2016-17/Career	3, vs. Mercer (11/13/16)
Steals		2016-17/Career	3, vs. Georgia (1/14/17)
Blocked Shots		2016-17/Career	2, vs. Charlotte (12/17/16)
Minutes Played		2016-17/Career	28, vs. Georgia (1/14/17)

NOT COMPETING IN 2016-17

#21 DONTAY BASSETT

FRESHMAN | F | 6-9 | 222 | OAKLAND, CALIF. | OLDSMAR CHRISTIAN

Overview

- Power forward with the ability to face up and handle the ball.
- Rated a three-star prospect by ESPN, Rivals and Scout.

2016-17 Highlights

- Projects as a power forward with good size and strength.
- Diagnosed with a stress fracture in his right foot in October and will red-shirt while recovering.



#3 JALEN HUDSON

JUNIOR | G | 6-6 | 190 | RICHMOND, VA. | VIRGINIA TECH

Overview

- Played 67 games at Virginia Tech with 27 starts, averaging 7.7 points over two seasons in Blacksburg.
- Shot .432 out of the backcourt and went .500 or better from the field in 29 games at VT.
- Brings good length to the perimeter.

2016-17 Highlights

- Gives the Gators a talented and experienced player with outstanding scoring ability waiting in the wings while sitting out due to transfer rules.



Season	gp-gs		Total		3-Point		F-Throws		Rebounds				Scoring							
			fg-fga	pct	fg-fga	pct	ft-fa	pct	off	def	tot	avg	pf	fo	ast	to	blk	stl	pts	avg
2014-15*	32-3	535/16.7	80-167	.479	15-53	.283	47-73	.644	23	40	63	2.0	58	2	37	51	10	17	222	6.9
2015-16*	35-24	700/20.0	99-247	.401	28-81	.346	67-100	.670	59	79	138	3.9	67	2	21	49	5	21	293	8.4
All*	67-27	1235/18.4	179-414	.432	43-134	.321	114-173	.659	82	119	201	3.0	125	4	58	100	15	38	515	7.7

2016-17 BOX SCORES

Official Basketball Box Score -- Game Totals -- Final Statistics FGCU vs Florida 11/11/16 7:30 p.m. at Veterans Mem. Arena - Jacksonville, Fla.

FGCU 59 • 0-1

#	Player	Total			3-Ptr			Rebounds			PF	TP	A	TO	Blk	Stl	Min
		FG-FGA	FG-FGA	FT-FTA	Off	Def	Tot	Off	Def	Tot							
13	SCOTT Jr, RaySean	f	1-3	1-3	2-2	1	3	4	3	5	1	1	0	0	0	21	
21	MORANT, Demetris	f	1-3	0-0	1-2	3	6	9	1	3	1	1	1	0	0	32	
00	GOODWIN, Brandon	g	6-12	2-3	0-1	2	2	4	3	14	0	3	0	0	0	27	
05	JOHNSON, Zach	g	2-10	0-4	2-6	1	0	1	3	6	2	3	0	0	0	25	
11	TERRELL, Christian	g	4-11	1-4	0-0	1	1	2	1	9	1	5	0	0	0	33	
01	REID, Reggie	g	2-7	1-2	0-0	0	1	1	1	5	2	2	0	0	1	13	
03	TUCKER, Raylon	g	4-6	2-3	0-0	0	3	3	3	10	1	3	0	0	0	21	
10	MICKLE, Kevin	g	0-0	0-0	0-0	1	1	2	3	0	0	0	0	0	0	12	
23	CARLYLE, Christian	g	0-1	0-0	0-0	0	1	1	0	0	0	0	0	0	0	4	
32	SIMMONS, Antravious	g	3-6	1-1	0-0	2	2	4	4	7	0	1	1	0	0	12	
Team						3	4	7									
Totals			23-59	8-20	5-11	14	24	38	22	59	8	19	2	1	200		
FG % 1st Half: 15-34		44.1%	2nd half: 8-25		32.0%	Game: 23-59		39.0%	Deadball Rebounds 2								
3FG % 1st Half: 3-12		41.7%	2nd half: 3-8		37.5%	Game: 8-20		40.0%									
FT % 1st Half: 0-0		0.0%	2nd half: 5-11		45.5%	Game: 5-11		45.5%									

Florida 80 • 1-0

#	Player		Total			3-Ptr			Rebounds			PF	TP	A	TO	Blk	Stl	Min.
			FG-FGA	FG-FGA	FT-FTA	Off	Def	Tot	Off	Def	Tot							
01	Robinson, Devin	f	4-7	2-2	4-4	2	4	6	2	14	0	1	2	3	24			
23	Leon, Justin	f	3-8	2-3	0-0	0	3	3	3	8	0	1	0	1	19			
15	Egbunu, John	c	6-11	0-0	1-2	5	3	8	2	13	0	1	1	0	24			
00	Hill, Kasey	g	4-5	0-0	3-4	0	3	3	1	11	4	1	0	2	30			
05	Allen, KeVaughn	g	2-8	0-3	2-2	1	1	2	1	6	2	1	0	2	29			
02	Hester, Eric	g	0-1	0-1	0-0	0	1	1	0	0	0	0	0	1	2			
11	Chiozza, Chris	g	2-5	0-2	2-3	1	1	2	3	6	4	0	0	3	21			
12	Gak, Gorjok	g	0-0	0-0	0-0	0	0	0	0	0	0	0	0	0	3			
13	Hayes, Kevarrus	g	2-2	0-0	5-5	1	4	5	2	9	1	1	5	0	14			
24	Barry, Canyon	g	5-12	0-3	3-6	3	3	6	0	13	0	0	0	1	24			
25	Stone, Keith	g	0-3	0-1	0-0	1	1	2	1	0	0	1	1	0	8			
32	Rimmer, Schuyler	g	0-0	0-0	0-0	0	0	0	1	0	0	0	0	0	2			
Team							1	2	3									
Totals			28-62	4-15	20-26	15	26	41	16	80	11	7	9	13	200			
FG % 1st Half: 14-33			42.4%	2nd half: 14-29			48.3%	Game: 28-62			45.2%	Deadball Rebounds						
3FG % 1st Half: 3-8			37.5%	2nd half: 1-7			14.3%	Game: 4-15			26.7%	1						
FT % 1st Half: 9-13			69.2%	2nd half: 11-13			84.6%	Game: 20-26			76.9%							

Officials: Pat Adams, Bruce Benedict, Nate Green
Technical fouls: FGCU-None. Florida-None.
Attendance: 5212

Score by periods	1st	2nd	Total
FGCU	35	24	59
Florida	40	40	80

Last FG - FGCU 2nd-06:58, UF 2nd-01:34.
Largest lead - FGCU by 5 1st-07:57, UF by 22 2nd-01:34.
FGCU led for 10:35, UF led for 24:47. Game was tied for 04:16.

Score tied - 6 times.
Lead changed - 9 times.

Official Basketball Box Score -- Game Totals -- Final Statistics Mercer vs Florida 11/13/16 8 p.m. at Veterans Mem. Arena - Jacksonville, Fla.

Mercer 54 • 1-1

#	Player	Total			3-Ptr			Rebounds			PF	TP	A	TO	Blk	Stl	Min
		FG-FGA	FG-FGA	FT-FTA	Off	Def	Tot	Off	Def	Tot							
00	Desmond Ringer	f	1-1	0-0	0-1	0	3	3	5	2	0	2	2	0	0	17	
15	Stephon Jelks	f	2-4	1-3	0-0	0	1	1	2	5	0	2	1	0	0	19	
05	Jordan Strawberry	g	1-3	0-0	2-3	2	1	3	1	4	2	4	0	0	0	21	
10	Ria'n Holland	g	8-16	5-10	0-0	0	4	4	4	21	1	3	0	1	32		
23	Demetre Rivers	g	1-4	0-2	0-0	0	1	1	5	2	2	2	0	0	0	16	
01	Cory Kilby	g	1-3	0-2	0-0	1	2	3	2	2	0	1	0	1	1	18	
13	Ryan Johnson	g	3-6	1-2	0-0	1	6	7	1	7	1	0	0	0	0	18	
20	Darius Roy	g	1-4	0-0	2-4	2	3	5	1	2	1	0	0	2	12		
24	Ross Cummings	g	1-3	0-0	0-0	2	1	3	2	2	2	1	0	0	0	12	
25	Rashad Lewis	g	0-2	0-0	1-2	0	0	0	2	1	0	2	0	1	1	12	
44	JJ N'Ganga	g	0-3	0-0	1-2	0	0	0	4	1	0	0	0	0	1	13	
55	Andrew Fishler	g	1-3	0-0	3-5	1	0	1	2	5	0	0	1	0	0	10	
Team							1	0	1								
Totals			19-51	7-19	9-17	10	22	32	31	54	9	17	4	6	200		
FG % 1st Half: 6-18		33.3%	2nd half: 13-33		39.4%	Game: 19-51		37.3%	Deadball Rebounds 3								
3FG % 1st Half: 0-6		0.0%	2nd half: 7-13		53.8%	Game: 7-19		36.8%									
FT % 1st Half: 2-4		50.0%	2nd half: 7-13		53.8%	Game: 9-17		52.9%									

Florida 76 • 2-0

#	Player	Total			3-Ptr			Rebounds			PF	TP	A	TO	Blk	Stl	Min
		FG-FGA	FG-FGA	FT-FTA	Off	Def	Tot	Off	Def	Tot							
01	Robinson, Devin	f	4-9	1-3	3-3	4	5	9	2	12	1	2	0	2	32		
23	Leon, Justin	f	6-10	3-5	2-2	3	2	5	1	17	1	1	0	1	24		
15	Egbunu, John	c	2-4	0-0	2-2	4	4	8	3	6	0	1	2	1	22		
00	Hill, Kasey	c	1-6	0-4	4-6	0	3	3	2	6	2	2	0	0	26		
05	Allen, KeVaughn	g	3-12	2-8	5-5	1	2	3	1	13	5	4	2	2	26		
02	Hester, Eric	g	0-1	0-1	0-0	0	0	0	0	0	0	0	0	0	3		
11	Chiozza, Chris	g	1-4	1-2	1-2	0	1	1	3	4	2	0	0	0	16		
12	Gak, Gorjok	g	0-0	0-0	1-2	1	1	2	1	1	0	0	0	0	3		
13	Hayes, Kevarrus	g	2-6	0-0	0-1	2	2	4	3	4	0	1	1	0	15		
24	Barry, Canyon	g	2-5	1-1	2-2	1	3	4	0	7	0	0	0	0	20		
25	Stone, Keith	g	0-3	0-1	2-2	1	2	3	1	2	3	1	0	0	11		
32	Rimmer, Schuyler	g	1-1	0-0	1-1	0	0	0	1	3	0	1	1	0	2		
Team							3	2	5								
Totals			22-61	8-25	24-30	20	27	47	18	76	14	13	6	6	200		
FG % 1st Half: 11-33		33.3%	2nd half: 11-28		39.3%	Game: 22-61		36.1%	Deadball								
3FG % 1st Half: 4-14		28.6%	2nd half: 4-11		36.4%	Game: 8-25		32.0%	Rebounds								
FT % 1st Half: 10-12		83.3%	2nd half: 14-18		77.8%	Game: 24-30		80.0%	3								

Officials: Tony Greene, Lee Cassell, Will Howard
Technical fouls: Mercer-None. Florida-None.
Attendance: 3716
Mercer #23 D. Rivers fouls out at 12:07 (2)
Mercer #00 D. Rivers fouls out at 7:50 (2)

Score by periods	1st	2nd	Total
Mercer	14	40	54
Florida	36	40	76

Last FG - MER 2nd-02:56, UF 2nd-00:37.
Largest lead - MER by 2 1st-18:00, UF by 25 2nd-06:46.
MER led for 01:15, UF led for 33:41. Game was tied for 05:04.

Score tied - 3 times.
Lead changed - 3 times.

Official Basketball Box Score -- Game Totals -- Final Statistics St. Bonaventure vs Florida 11/17/16 7 p.m. at The Lakeland Center - Lakeland, Fla.

St. Bonaventure 66 • 1-1

#	Player		Total		3-Ptr		Rebounds			PF	TP	A	TO	Blk	Stl	Min	
			FG-FGA	FG-FGA	FT-FTA	Off	Def	Tot									
05	OBOKOH, Chinonso	f	0-1	0-0	0-0	0	1	1	3	0	0	1	2	0	0	10	
12	GREGG, Denzel	f	3-8	0-1	1-2	0	3	3	2	7	0	3	1	1	1	35	
01	TAOQEE, Idris	g	2-10	0-3	0-0	6	3	9	4	4	2	1	0	1	0	36	
02	MOBLEY, Matt	g	10-21	6-12	2-4	1	5	6	0	28	2	3	1	2	4	40	
10	ADAMS, Jaylen	g	7-16	3-10	3-4	1	3	4	3	20	4	6	0	2	38	38	
00	ANDOH, David		1-2	0-1	0-0	0	0	0	0	2	0	0	0	0	0	7	
03	COBURN, Tareq		0-0	0-0	0-0	0	0	0	0	0	0	0	0	0	0	+	
15	GRIFFIN, LaDarlen		0-0	0-0	0-0	1	2	3	3	0	0	0	0	0	0	8	
32	IKPEZE, Amadi		1-4	0-0	2-2	0	3	3	4	0	1	4	2	0	0	19	
33	AYENI, Josh		0-1	0-0	1-2	2	0	2	5	1	0	2	0	0	0	7	
	Team					4	1	5									
Totals			24-63	9-27	9-14	15	21	36	23	66	8	17	8	8	200		
FG % 1st Half: 11-29			37.9%	2nd half: 13-34	38.2%	Game: 24-63		38.1%									Deadball Rebounds 4
3FG % 1st Half: 3-11			27.3%	2nd half: 6-16	37.5%	Game: 9-27		33.3%									
FT % 1st Half: 7-10			70.0%	2nd half: 2-4	50.0%	Game: 9-14		64.3%									

2016-17 BOX SCORES

Official Basketball Box Score -- Game Totals -- Final Statistics

Seton Hall vs Florida

11/24/16 8:30 pm ET at Lake Buena Vista, Fla. (HP Field House)

Seton Hall 76 • 3-1

#	Player	Total			3-Ptr			Rebounds			PF	TP	A	TO	Blk	Stl	Min
		FG-FGA	FG-FGA	FT-FTA	Off	Def	Tot	Off	Def	Tot							
14	SANOGO, Ismael	f	0-2	0-0	2-2	4	5	9	2	2	1	0	0	1	0	1	27
20	RODRIGUEZ, Desi	f	5-12	0-1	2-2	3	6	9	4	12	1	3	0	1	1	0	29
31	DELGADO, Angel	f	5-13	0-0	3-4	1	2	3	4	13	0	4	0	1	0	1	24
00	CARRINGTON, Khadeen	g	10-16	2-4	6-9	1	2	3	5	28	1	2	0	0	0	0	34
30	JONES, Madison	g	0-3	0-1	0-0	0	2	2	3	0	4	2	0	0	0	0	28
01	NZEI, Michael	g	2-2	0-0	1-4	1	2	3	4	5	0	0	0	0	1	1	18
13	POWELL, Myles	g	5-15	3-8	3-4	1	4	5	1	16	1	0	0	1	1	1	29
23	CARTER, Myles	g	0-0	0-0	0-0	1	2	3	2	0	0	0	0	0	0	0	5
33	SINGH, Veer	g	0-0	0-0	0-0	0	0	0	1	0	0	0	0	0	0	0	6
Team						3	0	3						1			
Totals			27-63	5-14	17-25	15	25	40	26	76	8	12	1	5			200
FG % 1st Half: 15-27		55.6%	2nd half: 12-36		33.3%	Game: 27-63		42.9%									Deadball Rebounds 3
3FG % 1st Half: 2-6		33.3%	2nd half: 2-6		33.3%	Game: 5-14		35.7%									
FT % 1st Half: 8-11		72.7%	2nd half: 9-14		64.3%	Game: 17-25		68.0%									

Florida 81 • 5-0

#	Player	Total			3-Ptr			Rebounds			PF	TP	A	TO	Blk	Stl	Min
		FG-FGA	FG-FGA	FT-FTA	Off	Def	Tot	Off	Def	Tot							
01	Robinson, Devin	f	2-2	0-0	1-1	0	3	3	5	5	1	0	0	0	0	0	11
23	Leon, Justin	f	3-6	1-3	0-1	4	3	7	2	7	0	2	0	0	0	0	29
15	Egbunu, John	c	2-8	0-0	4-8	4	6	10	3	8	0	1	4	1	4	1	27
00	Hill, Kasey	g	3-6	0-1	0-0	1	1	2	5	6	2	5	1	0	0	0	23
05	Allen, KeVaughn	g	7-14	3-8	4-4	0	6	6	1	21	1	2	1	1	1	1	35
11	Chiozza, Chris	g	3-6	2-3	6-8	1	0	1	5	14	2	1	0	0	0	0	22
12	Gak, Gorjok	g	0-1	0-0	0-0	0	0	0	0	0	0	0	0	0	0	0	4
13	Hayes, Kevarrus	g	0-0	0-0	0-0	0	0	0	3	0	0	0	1	1	1	0	10
24	Barry, Canyon	g	6-13	2-7	6-7	1	5	6	0	20	2	1	0	1	1	1	33
25	Stone, Keith	g	0-2	0-2	0-0	0	0	0	1	0	0	0	0	0	0	0	6
Team						1	2	3									
Totals			26-58	8-24	21-29	12	26	38	25	81	8	12	7	4			200
FG % 1st Half: 14-36		38.9%	2nd half: 12-22		54.5%	Game: 26-58		44.8%									Deadball Rebounds 3
3FG % 1st Half: 6-18		33.3%	2nd half: 2-6		33.3%	Game: 8-24		33.3%									
FT % 1st Half: 5-7		71.4%	2nd half: 16-22		72.7%	Game: 21-29		72.4%									

Officials: James Breeding, Zelton Steed, Tim Nestor

Technical fouls: Seton Hall-None. Florida-None.

Attendance: 1949

Advocate Invitational Game Four

Score by periods	1st	2nd	Total
Seton Hall	40	36	76
Florida	39	42	81

Last FG - SHU 2nd-00:33, UF 2nd-01:00.

Largest lead - SHU by 6 2nd-17:20, UF by 8 2nd-05:20.

SHU led for 09:34, UF led for 25:41. Game was tied for 04:40.

Score tied - 8 times.

Lead changed - 12 times.

Official Basketball Box Score -- Game Totals -- Final Statistics

Gonzaga vs Florida

11/25/16 9:30 pm ET at Lake Buena Vista, Fla. (HP Field House)

Gonzaga 77 • 5-0

#	Player	Total			3-Ptr			Rebounds			PF	TP	A	TO	Blk	Stl	Min
		FG-FGA	FG-FGA	FT-FTA	Off	Def	Tot	Off	Def	Tot							
03	WILLIAMS, Johnathan	f	8-9	0-0	0-0	3	1	4	1	16	3	3	1	1	1	1	33
24	KARNOWSKI, Przemek	c	3-7	0-0	0-1	2	3	5	5	6	2	0	1	1	1	1	19
04	MATHEWS, Jordan	g	1-6	1-3	1-2	2	2	4	1	4	0	1	0	0	0	0	22
05	WILLIAMS-GOSS, Nigel	g	5-12	1-3	3-4	0	5	5	5	14	3	4	0	1	33		
13	PERKINS, Josh	g	6-9	2-4	4-5	0	3	3	1	18	3	4	0	2	2	36	
00	MELSON, Silas	g	4-9	2-5	2-2	0	4	4	3	12	0	1	0	0	0	28	
32	COLLINS, Zach	g	2-5	0-0	0-0	1	2	3	3	4	0	2	1	1	1	15	
23	TILLIE, Killian	g	1-1	1-1	0-0	2	4	6	5	3	1	1	0	0	0	14	
Team						2	2	4									
Totals			30-58	7-16	10-14	12	26	38	24	77	12	16	3	6			200
FG % 1st Half: 13-30		43.3%	2nd half: 17-28		60.7%	Game: 30-58		51.7%									Deadball Rebounds 2
3FG % 1st Half: 2-7		28.6%	2nd half: 5-9		55.6%	Game: 7-16		43.8%									
FT % 1st Half: 4-5		80.0%	2nd half: 6-9		66.7%	Game: 10-14		71.4%									

Florida 72 • 5-1

#	Player	Total			3-Ptr			Rebounds			PF	TP	A	TO	Blk	Stl	Min
		FG-FGA	FG-FGA	FT-FTA	Off	Def	Tot	Off	Def	Tot							
01	Robinson, Devin	f	6-13	0-3	6-6	1	4	5	0	18	0	0	1	1	1	34	
23	Leon, Justin	f	2-4	1-3	0-0	3	1	4	2	5	0	0	0	0	0	0	20
15	Egbunu, John	c	4-8	0-0	4-5	3	4	7	1	12	0	0	4	0	4	0	28
00	Hill, Kasey	g	1-4	0-0	6-6	1	3	4	3	8	7	2	1	2	2	32	
05	Allen, KeVaughn	g	7-17	1-7	0-0	1	0	1	4	15	0	2	0	0	0	27	
11	Chiozza, Chris	g	0-5	0-2	0-0	1	2	3	0	0	1	0	0	0	1	17	
13	Hayes, Kevarrus	g	1-3	0-0	0-1	1	1	2	3	2	0	1	0	1	0	12	
24	Barry, Canyon	g	3-9	0-3	6-6	3	2	5	1	12	1	2	0	2	2	26	
25	Stone, Keith	g	0-2	0-1	0-0	0	0	0	0	0	0	1	0	0	0	0	4
Team						2	1	3									
Totals			24-65	2-19	22-24	16	18	34	17	72	9	8	6	7			200
FG % 1st Half: 13-33		39.4%	2nd half: 11-32		34.4%	Game: 24-65		36.9%									Deadball Rebounds 1
3FG % 1st Half: 1-8		12.5%	2nd half: 1-11		9.1%	Game: 2-19		10.5%									
FT % 1st Half: 10-11		90.9%	2nd half: 12-13		92.3%	Game: 22-24		91.7%									

Officials: Karl Hess, Raymie Styons, Olandis Poole

Technical fouls: Gonzaga-None. Florida-None.

Attendance: 2941

Advocate Invitational Game Eight

Score by periods	1st	2nd	Total
Gonzaga	32	45	77
Florida	37	35	72

Last FG - GON 2nd-01:09, UF 2nd-00:31.

Largest lead - GON by 9 2nd-05:34, UF by 11 1st-04:22.

GON led for 08:46, UF led for 27:28. Game was tied for 03:46.

Score tied - 6 times.

Lead changed - 1 time.

Official Basketball Box Score -- Game Totals -- Final Statistics

Florida vs North Florida

12/1/16 7:00 PM at UNF Arena | Jacksonville, Fla.

Florida 91 • 7-1

#	Player	Total			3-Ptr	Rebounds			PF	TP	A	TO	Blk	Stl	Min
		FG-FGA	FG-FGA	FT-FTA	Off	Def	Tot								
01	Robinson, Devin	f	3-7	0-2	4-7	1	5	6	0	10	0	2	0	0	21
23	Leon, Justin	f	3-6	3-5	4-4	1	0	1	1	13	0	0	0	0	17
15	Egbunu, John	c	3-5	0-0	1-2	1	4	5	4	7	0	1	3	0	22
00	Hill, Kasey	g	2-5	0-1	1-1	0	2	2	2	5	5	4	0	2	20
05	Allen, KeVaughn	g	2-2	0-0	1-2	0	2	2	1	5	1	0	0	3	24
02	Hester, Eric		1-1	1-1	0-0	0	0	0	2	3	1	0	0	0	11
11	Chiozza, Chris		5-8	3-5	3-3	0	4	4	3	16	9	1	0	3	26
12	Gak, Gorjok		2-2	0-0	0-0	0	2	2	2	4	0	0	0	0	4
13	Hayes, Kevarius		3-4	0-0	2-3	2	1	3	2	8	0	0	0	0	14
24	Barry, Canyon		5-11	1-4	1-2	1	3	4	0	12	0	2	0	0	21
25	Stone, Keith		2-2	1-1	3-4	1	0	1	1	8	1	2	0	0	17
32	Rimmer, Schuyler		0-0	0-0	0-0	0	1	1	0	0	0	0	0	0	3
	Team					0	1	1							
Totals			31-53	9-19	20-28	7	25	32	18	91	17	12	3	8	200
FG % 1st Half: 15-30		50.0%	2nd half: 16-23	69.6%	Game: 31-53		58.5%							Deadball Rebounds	
3FG % 1st Half: 4-13		30.8%	2nd half: 5-6	83.3%	Game: 9-19		47.4%							4	
FT % 1st Half: 11-16		68.8%	2nd half: 9-12	75.0%	Game: 20-28		71.4%								

Official Basketball Box Score -- Game Totals -- Final Statistics

Florida vs Duke

12/6/16 9:30pm at Madison Square Garden, New York, NY

Florida 74 • 7-2

#	Player	Total		3-Ptr	Rebounds			PF	TP	A	TO	Blk	Stl	Min	
		FG-FGA	FG-FGA	FT-FTA	Off	Def	Tot								
01	Robinson, Devin	f	3-7	1-1	4-4	2	2	4	3	11	1	0	1	2	31
23	Leon, Justin	f	3-4	1-2	0-0	1	2	3	3	7	1	0	0	0	23
15	Egbunu, John	c	2-10	0-0	5-10	7	5	12	2	9	0	3	3	0	29
00	Hill, Kasey	g	4-11	0-0	5-7	2	5	7	4	13	6	2	1	0	34
05	Allen, KeVaughn	g	8-13	3-5	2-2	0	0	0	2	21	0	2	0	0	32
11	Chiozza, Chris		1-1	0-0	0-0	0	1	1	1	2	1	3	0	0	9
13	Hayes, Kevarrius		1-1	0-0	0-0	1	1	2	1	2	0	1	2	1	11
24	Barry, Canyon		3-9	0-1	0-0	0	1	1	0	6	1	1	1	2	19
25	Stone, Keith		1-5	1-2	0-0	0	1	1	1	3	0	1	0	1	12
Team						0	1	1							
Totals			26-61	6-11	16-23	13	19	32	17	74	10	13	8	6	200
FG % 1st Half: 11-25		44.0%	2nd half: 15-36	41.7%	Game: 26-61		42.6%	Deadball Rebounds 4							
3FG % 1st Half: 1-3		33.3%	2nd half: 5-8	62.5%	Game: 6-11		54.5%								
FT % 1st Half: 8-11		72.7%	2nd half: 8-12	66.7%	Game: 16-23		69.6%								

Duke 84 • 9-1

#	Player	Total		3-Ptr	Rebounds			PF	TP	A	TO	Blk	Stl	Min	
		FG-FGA	FG-FGA	FT-FTA	Off	Def	Tot								
21	JEFFERSON,AMILE	f	11-14	0-0	2-2	5	10	15	2	24	2	2	4	1	39
03	ALLEN,GRAYSON	g	2-10	1-5	1-2	0	2	2	2	6	8	2	0	1	35
05	KENNARD,LUKE	g	11-16	5-7	2-2	1	0	1	3	29	3	3	0	2	38
13	JONES,MATT	g	0-4	0-2	0-0	1	2	3	0	1	1	1	1	1	36
15	JACKSON,FRANK	g	1-5	1-3	0-0	0	0	0	2	3	0	1	0	1	20
00	TATUM,JAYSON		7-12	0-0	8-8	0	8	8	3	22	2	2	1	2	29
02	JETER,CHASE		0-0	0-0	0-0	0	0	0	1	0	0	1	0	0	1
20	BOLDEN,MARQUES		0-0	0-0	0-0	0	0	0	2	0	0	0	0	0	2
Team						3	3	6		1					
Totals			32-61	7-17	13-14	10	25	35	18	84	16	13	6	8	200
FG % 1st Half: 18-38		47.4%	2nd half: 14-23	60.9%	Game: 32-61		52.5%	Deadball Rebounds 1							
3FG % 1st Half: 2-8		25.0%	2nd half: 5-9	55.6%	Game: 7-17		41.2%								
FT % 1st Half: 3-4		75.0%	2nd half: 10-10	100.0%	Game: 13-14		92.9%								

Officials: Roger Ayers, Mike Roberts, Mike Eades

Technical fouls: Florida-None. Duke-JONES,MATT.

Attendance: 15294

2016 JIMMY V CLASSIC

Score by periods	1st	2nd	Total
Florida	31	43	74
Duke	41	43	84

Last FG - UF 2nd-02:29, DU 2nd-00:40.

Largest lead - UF by 3 1st-10:35, DU by 14 2nd-14:30.

UF led for 05:03. DU led for 32:04. Game was tied for 02:29.

Official Basketball Box Score -- Game Totals -- Final Statistics

Florida vs Florida State

12/11/16 4:00 pm at the Tucker Center - Tallahassee, Florida

Florida 78 • 7-3

#	Player	Total		3-Ptr	Rebounds			PF	TP	A	TO	Blk	Stl	Min	
		FG-FGA	FG-FGA	FT-FTA	Off	Def	Tot								
01	Robinson, Devin	f	2-5	0-1	4-5	2	3	5	5	8	0	0	0	1	16
23	Leon, Justin	f	3-3	1-1	0-2	0	1	1	1	7	1	0	0	1	21
15	Egbunu, John	c	2-4	1-1	3-5	0	5	5	1	8	0	1	1	0	27
00	Hill, Kasey	g	10-15	1-2	0-0	0	3	3	2	21	3	5	0	2	36
05	Allen, KeVaughn	g	6-13	1-3	3-5	0	0	0	4	16	0	1	0	0	20
02	Hester, Eric		0-0	0-0	0-0	0	0	0	0	0	0	0	0	0	2
11	Chiozza, Chris		2-7	0-5	2-2	1	2	3	2	6	4	1	0	1	22
13	Hayes, Kevarrius		1-3	0-0	2-4	3	4	7	3	4	0	1	0	0	13
24	Barry, Canyon		2-10	0-2	2-2	0	2	2	3	6	1	0	1	0	26
25	Stone, Keith		1-2	0-1	0-0	1	2	3	2	2	0	0	0	0	17
Team						2	2	4	1						
Totals			29-62	4-16	16-25	9	24	33	24	78	9	9	2	5	200
FG % 1st Half: 11-24		45.8%	2nd half: 18-38	47.4%	Game: 29-62		46.8%	Deadball Rebounds 2.1							
3FG % 1st Half: 2-8		25.0%	2nd half: 2-8	25.0%	Game: 4-16		25.0%								
FT % 1st Half: 10-16		62.5%	2nd half: 6-9	66.7%	Game: 16-25		64.0%								

Florida State 83 • 10-1

#	Player	Total		3-Ptr	Rebounds			PF	TP	A	TO	Blk	Stl	Min	
		FG-FGA	FG-FGA	FT-FTA	Off	Def	Tot								
01	Isaac, Jonathan	f	1-4	1-3	6-6	1	5	6	2	9	0	2	0	0	19
50	Ojo, Michael	c	1-4	0-0	6-6	4	3	7	3	8	1	0	1	0	16
04	Bacon, Dwayne	g	9-18	0-4	6-7	1	2	3	1	24	2	0	2	1	31
14	Mann, Terance	g	6-10	0-0	4-8	2	8	10	1	16	2	3	0	1	31
22	Rathan-Mayes, Xavier	g	3-6	1-2	0-1	0	3	3	1	7	2	3	0	0	29
00	Cofer, Phil		0-0	0-0	0-0	0	0	0	0	0	0	1	1	0	4
02	Walker, CJ		0-3	0-1	0-0	1	0	1	0	0	0	0	0	0	7
03	Forrest, Trent		3-5	0-0	2-2	0	1	1	1	8	1	2	0	0	21
05	Savoy, PJ		1-3	1-3	0-0	0	0	0	1	3	0	0	0	0	5
11	Angola-Rodas, Braian		2-4	1-2	1-1	1	4	5	1	6	2	0	0	1	12
21	Koumadje, Christ		0-0	0-0	0-0	0	2	2	4	0	0	1	2	1	13
23	Smith, Jarquez		1-2	0-0	0-2	1	3	4	2	2	0	0	0	0	12
Team						0	0	0							
Totals			27-59	4-15	25-33	11	31	42	17	83	10	14	4	4	200
FG % 1st Half: 11-30		36.7%	2nd half: 16-29	55.2%	Game: 27-59		45.8%	Deadball Rebounds 4							
3FG % 1st Half: 3-12		25.0%	2nd half: 1-3	33.3%	Game: 4-15		26.7%								
FT % 1st Half: 11-13		84.6%	2nd half: 14-20	70.0%	Game: 25-33		75.8%								

Officials: Michael Stephens, Bill Covington Jr, Keith Kimble

Technical fouls: Florida-TEAM. Florida State-None.

Attendance: 10029

UF Head Coach assessed technical foul at 14:04 2H

Score by periods	1st	2nd	Total
Florida	34	44	78
Florida State	36	47	83

Last FG - UF 2nd-00:09, FS 2nd-01:51.

Largest lead - UF by 5 1st-11:17, FS by 13 2nd-11:51.

UF led for 11:15. FS led for 24:15. Game was tied for 04:30.

Florida State 7-3

#	Player		Total		3-Ptr		Rebounds				A	TO	Bk	Stl	Min
			FG-FGA	FG-FGA	FT-FTA	Off	Def	Total	PF	TP					
01	Robinson, Devin	f	2-5	0-1	4-5	2	3	5	5	8	0	0	0	1	16
23	Leon, Justin	f	3-3	1-1	0-2	0	1	1	1	7	1	0	0	1	21
15	Egbunu, John	c	2-4	1-1	3-5	0	5	5	1	8	0	1	1	0	27
00	Hill, Kasey	g	10-15	1-2	0-0	0	3	3	2	21	3	5	0	2	36
05	Allen, KeVaughn	g	6-13	1-3	3-5	0	0	0	4	16	0	1	0	0	20
02	Hester, Eric		0-0	0-0	0-0	0	0	0	0	0	0	0	0	0	2
11	Chiozza, Chris		2-7	0-5	2-2	1	2	3	2	6	4	1	0	1	22
13	Hayes, Kevarius		1-3	0-0	2-4	3	4	7	3	4	0	1	0	0	13
24	Barry, Canyon		1-10	0-2	2-2	0	2	2	3	6	1	0	1	0	26
25	Stone, Keith		1-2	0-1	0-0	1	2	3	2	2	0	0	0	0	17
Team						2	2	4	1						
Totals			29-62	4-16	16-25	9	24	33	24	78	9	9	2	5	200
FG % 1st Half: 11-24			45.8%	2nd half: 18-38	47.4%	Game: 29-62		46.8%	Deadball		Rebounds				
3FG % 1st Half: 2-8			25.0%	2nd half: 2-8	25.0%	Game: 4-16		25.0%			2.1				
FT % 1st Half: 10-16			62.5%	2nd half: 6-9	66.7%	Game: 16-25		64.0%							

Florida State 83-10-1

#	Player		Total		3-Ptr		Rebounds				A	TO	Bk	Stl	Min
			FG-FGA	FG-FGA	FT-FTA	Off	Def	Total	PF	TP					
01	Isaac, Jonathan	f	1-4	1-3	6-6	1	5	6	2	9	0	2	0	0	19
05	Ojo, Michael	c	1-4	0-0	6-6	4	3	7	3	8	1	0	1	0	16
04	Bacon, Dwayne		9-18	0-4	6-7	1	2	3	1	24	2	2	0	1	31
14	Mann, Terance	g	6-10	0-0	4-8	2	8	10	1	16	2	3	0	1	31
22	Rathan-Mayes, Xavier	g	3-6	1-2	0-1	0	3	3	1	7	2	3	0	0	29
00	Cofer, Phil		0-0	0-0	0-0	0	0	0	0	0	0	1	1	0	4
02	Walker, CJ		0-3	0-1	0-0	1	0	1	0	0	0	0	0	0	7
03	Forrest, Trent		3-5	0-0	2-2	0	1	1	1	8	1	2	0	0	21
05	Savoy, PJ		1-3	1-3	0-0	0	0	0	1	3	0	0	0	0	5
11	Angola-Rodas, Braian		2-4	1-2	1-1	1	4	5	1	6	2	0	0	1	12
21	Koumadje, Christ		0-0	0-0	0-0	0	2	2	4	0	0	1	2	1	13
23	Smith, Jarquez		1-2	0-0	0-2	1	3	4	2	2	0	0	0	0	12
Team						0	0	0							
Totals			27-59	4-15	25-33	11	31	42	17	83	10	14	4	4	200
FG % 1st Half: 11-30			36.7%	2nd half: 16-29	55.2%	Game: 27-59		45.8%	Deadball		Rebounds				
3FG % 1st Half: 3-12			25.0%	2nd half: 1-3	33.3%	Game: 4-15		26.7%			4				
FT % 1st Half: 11-13			84.6%	2nd half: 14-20	70.0%	Game: 25-33		75.8%							

Officials: Michael Stephens, Bill Covington Jr., Keith Kimble

Technical fouls: Florida-TEAM. Florida State-None.

Attendance: 10029

UF Head Coach assessed technical foul at 14:04 2H

Score by periods	1st	2nd	Total
Florida	34	44	78
Florida State	36	47	83

Last FG - UF 2nd-00:09, FS 2nd-01:51.

Largest lead - UF by 5 1st-11:17, FS by 13 2nd-11:51.

UF led for 11:15, FS led for 24:15, Game was tied for 04:30.

Score tied - 8 times.

Lead changed - 6 times.

2016-17 BOX SCORES

Official Basketball Box Score -- Game Totals -- Final Statistics Florida vs Arkansas 12/29/16 8:05 p.m. at Fayetteville, Ark. (Bud Walton Arena)

Florida 81 • 10-3, 1-0 SEC

#	Player	Total			3-Ptr			Rebounds			PF	TP	A	TO	Blk	Stl	Min
		FG-FGA	FG-FGA	FT-FTA	FG-FGA	FG-FGA	FT-FTA	Off	Def	Tot							
01	Robinson, Devin	f	6-11	0-5	5-7	1	6	7	3	17	0	1	3	1	1	31	12
23	Leon, Justin	f	2-5	2-4	0-0	2	2	4	0	6	0	1	1	1	1	25	13
13	Hayes, Kevarius	c	4-5	0-0	2-5	4	2	6	4	10	0	1	1	1	1	22	13
00	Hill, Kasey	g	4-12	0-0	2-5	0	2	2	1	10	6	4	0	1	1	33	33
05	Allen, KeVaughn	g	7-16	5-9	2-2	0	2	2	1	21	0	0	0	1	1	34	34
11	Chiozza, Chris		2-5	1-3	0-0	0	0	0	2	5	4	0	0	0	0	15	15
15	Egbunu, John		2-6	0-0	1-2	5	6	11	5	5	1	1	1	1	1	16	16
24	Barry, Canyon		1-4	0-3	0-0	0	1	1	1	2	2	0	0	0	0	12	12
25	Stone, Keith		2-3	1-2	0-0	0	0	0	0	5	0	0	0	0	0	10	10
32	Rimmer, Schuyler		0-0	0-0	0-0	0	0	0	0	0	0	0	0	0	0	2	2
Team						4	0	4									
Totals			30-67	9-26	12-21	16	21	37	17	81	13	9	6	6	10	200	
FG % 1st Half:		17-41	41.5%	2nd half:	13-26	50.0%	Game:	30-67	44.8%								
3FG % 1st Half:		5-15	33.3%	2nd half:	4-11	36.4%	Game:	9-26	34.6%								
FT % 1st Half:		5-9	55.6%	2nd half:	7-12	58.3%	Game:	12-21	57.1%							Deadball Rebounds 3.3	

Arkansas 72 • 11-2, 0-1 SEC

#	Player	Total			3-Ptr			Rebounds			PF	TP	A	TO	Blk	Stl	Min
		FG-FGA	FG-FGA	FT-FTA	FG-FGA	FG-FGA	FT-FTA	Off	Def	Tot							
13	THOMAS,DUSTIN	f	1-4	0-0	0-0	0	2	2	3	2	2	2	0	0	1	30	13
33	KINGSLEY,MOSES	f	5-15	0-0	3-6	5	9	14	3	13	1	3	4	0	0	32	27
03	HANNAHS,DUSTY	g	4-9	2-6	1-1	0	2	2	1	11	0	2	1	1	1	17	18
04	MACON,DARYL	g	7-10	3-5	5-6	0	4	4	2	22	1	1	0	1	0	33	33
21	WATKINS,MANUALE	g	2-5	0-0	0-0	3	3	6	2	4	2	0	0	0	0	21	21
00	BARFORD,JAYLEN		1-8	0-2	0-0	2	1	3	2	2	2	1	0	0	0	17	17
01	THOMPSON,TREY		0-0	0-0	0-0	0	1	1	1	0	2	0	0	0	0	8	8
02	BAILEY,ADRIO		0-0	0-0	0-0	0	1	1	0	0	0	1	0	0	0	3	3
05	COOK,ARLANDO		2-5	0-0	4-4	0	2	2	3	8	1	1	1	1	0	21	21
31	BEARD,ANTON		3-5	1-2	3-3	0	0	0	2	10	1	2	0	2	2	24	24
Team						1	1	2									
Totals			25-61	6-15	16-20	11	26	37	19	72	12	13	6	4	11	200	
FG % 1st Half:		11-29	37.9%	2nd half:	14-32	43.8%	Game:	25-61	41.0%								
3FG % 1st Half:		3-7	42.9%	2nd half:	3-8	37.5%	Game:	6-15	40.0%								
FT % 1st Half:		10-11	90.9%	2nd half:	6-9	66.7%	Game:	16-20	80.0%							Deadball Rebounds 5.1	

Officials: Antonio Petty, Chuck Jones, Roger Ayers
Technical fouls: Florida-None. Arkansas-None.
Attendance: 20355
Estimated Actual Attendance: 16,035
Fouled out: Florida #15, Egbunu (2:53)

Score by periods	1st	2nd	Total
Florida	44	37	81
Arkansas	35	37	72

Last FG - UF 2nd-01:10, AR 2nd-00:10.
Largest lead - UF by 16 2nd-03:12, AR by 3 1st-14:09.
UF led for 34:13, AR led for 02:32. Game was tied for 03:15.

Score tied - 5 times.
Lead changed - 5 times.

Official Basketball Box Score -- Game Totals -- Final Statistics Ole Miss vs Florida 1/3/17 7 p.m. at Exactech Arena - Gainesville, Fla.

Ole Miss 63 • 9-5, 0-2 SEC

#	Player		Total		3-Ptr		Rebounds			PF	TP	A	TO	Blk	Stl	Min.	
			FG-FGA	FG-FGA	FT-FTA	Off	Def	Tot									
05	Hymon,Marcanvis	f	2-2	0-0	0-0	1	4	5	5	4	1	4	1	1	1	19	
11	Saiz,Sebastian	f	7-12	1-3	0-0	2	11	13	2	15	1	1	2	1	39	39	
50	Furmanavicius,Justas	f	2-4	0-1	3-3	2	3	5	5	7	1	1	0	3	27	27	
01	Burnett,Deandre	g	6-12	2-5	4-4	0	1	1	2	18	3	5	0	1	32	32	
02	Neal,Cullen	g	2-7	0-4	0-0	0	2	2	0	4	2	4	0	1	23	23	
00	Fitzpatrick-Dorsey,D		0-0	0-0	0-0	1	0	1	3	0	0	0	0	0	3	3	
03	Davis, Terence		2-5	0-2	1-2	0	2	2	2	5	0	1	0	1	22	22	
04	Tyree,Breein		2-3	1-2	2-4	0	0	0	0	7	0	2	0	1	11	11	
14	Brooks,Rasheed		1-2	1-2	0-0	0	0	0	1	3	0	3	0	1	23	23	
32	Morris,Nate		0-0	0-0	0-0	0	0	0	0	0	0	0	0	0	1	1	
Team						1	4	5									
Totals				24-47	5-19	10-13	7	27	34	20	63	8	21	3	10	200	
FG % 1st Half: 8-20			40.0%	2nd half: 16-27	59.3%	Game: 24-47	51.1%										Deadball
3FG % 1st Half: 0-6			0.0%	2nd half: 5-13	38.5%	Game: 5-19	26.3%										Rebounds
FT % 1st Half: 5-6			83.3%	2nd half: 5-7	71.4%	Game: 10-13	76.9%										3

Florida 70 • 11-3, 2-0 SEC

#	Player		Total		3-Ptr		Rebounds			PF	TP	A	TO	Blk	Stl	Min
			FG-FGA	FG-FGA	FT-FTA	Off	Def	Tot								
01	Robinson, Devin	f	3-8	1-3	4-4	0	0	0	4	11	0	0	0	1	30	
23	Leon, Justin	f	2-8	1-5	0-0	0	1	1	2	5	0	0	0	0	18	
13	Hayes, Kevarius	c	1-2	0-0	2-4	3	2	5	0	4	0	0	1	1	17	
00	Hill, Kasey	g	4-9	0-1	0-4	1	4	5	2	8	5	5	0	6	31	
05	Allen, KeVaughn	g	4-9	4-7	2-2	2	3	5	1	14	1	1	0	2	31	
11	Chiozza, Chris		0-3	0-2	1-3	0	2	2	2	1	3	1	0	0	21	
15	Egbunu, John		3-6	0-0	1-2	3	2	5	0	7	0	2	0	0	23	
24	Barry, Canyon		8-14	3-6	1-2	2	0	2	3	20	0	1	0	1	22	
25	Stone, Keith		0-1	0-1	0-0	1	0	1	1	0	1	0	0	0	7	
Team						0	2	2								
Totals				25-60	9-25	11-21	12	16	28	15	70	10	10	1	11	200
FG % 1st Half: 13-34			38.2%	2nd half: 12-26	46.2%	Game: 25-60			41.7%							
3FG % 1st Half: 6-16			37.5%	2nd half: 3-9	33.3%	Game: 9-25			36.0%							
FT % 1st Half: 3-4			75.0%	2nd half: 8-17	47.1%	Game: 11-21			52.4%							
																Deadball Rebounds 6

Officials: Doug Shows, James Breeding, Brent Hampton
Technical fouls: Ole Miss-None. Florida-None.
Attendance: 10423
Ole Miss #05 Hymon at 3:21 Second Half
Ole Miss #50 Furmanavicius at 3:6

Score by periods	1st	2nd	Total
Ole Miss	21	42	63
Florida	35	35	70

Last FG - OM 2nd-00:20, UF 2nd-02:48.
Largest lead - OM by 1 1st-11:40, UF by 20 2nd-11:03.
OM led for 00:16, UF led for 36:23. Game was tied for 03:21.

Score tied - 1 time.
Lead changed - 2 times.

Official Basketball Box Score -- Game Totals -- Final Statistics Tennessee vs Florida 1/7/17 5:15 p.m. at Exactech Arena - Gainesville, Fla.

Tennessee 70 • 8-7, 1-2 SEC

#	Player		Total			3-Ptr			Rebounds			PF	TP	A	TO	Blk	Stl	Min
			FG-FGA	FG-FGA	FT-FTA	Off	Def	Tot										
02	Williams, Grant	f	2-5	0-0	2-2	0	1	1	5	6	0	2	0	0	0	24		
11	Alexander, Kyle	f	2-2	0-0	0-0	2	2	4	3	4	0	0	1	0	0	25		
00	Bone, Jordan	g	3-7	0-0	0-0	1	0	1	1	6	2	1	0	0	0	18		
03	Hubbs III, Robert	g	4-11	0-2	0-0	1	3	4	2	8	2	3	0	1	1	37		
23	Bowden, Jordan	g	5-8	3-5	2-2	1	0	1	2	15	1	2	0	3	24			
01	Turner, Lamonte		2-6	0-2	0-0	0	3	3	2	4	4	2	0	2	21			
05	Schofield, Admiral		6-9	0-0	6-8	4	6	10	5	18	1	3	0	0	21			
12	Parker, Kwe		0-0	0-0	0-0	0	1	1	1	0	0	2	0	0	3			
15	Mostella, Detrick		3-6	3-5	0-1	0	2	2	0	9	0	4	0	0	25			
21	Evans, Lew		0-0	0-0	0-0	0	0	0	1	0	0	0	0	0	2			
25	Phillips, Shembari		0-0	0-0	0-0	0	0	0	0	0	0	0	0	0	0+			
	Team					0	4	4										
Totals			27-54	6-14	10-13	9	22	31	22	70	10	19	1	6	200			
FG % 1st Half: 14-29			48.3%	2nd half: 13-25	52.0%	Game: 27-54			50.0%	Deadball								
3FG % 1st Half: 1-5			20.0%	2nd half: 5-9	55.6%	Game: 6-14			42.9%	Rebounds								
FT % 1st Half: 4-4			100.0%	2nd half: 6-9	66.7%	Game: 10-13			76.9%	1								

2016-17 BOX SCORES

Official Basketball Box Score -- Game Totals -- Final Statistics Georgia vs Florida 1/14/17 12 p.m. at Exactech Arena - Gainesville, Fla.

Georgia 76 • 11-6, 3-2 SEC

#	Player		Total		3-Ptr		Rebounds			PF	TP	A				Min
			FG-FGA	FG-FGA	FT-FTA	Off	Def	Total	To			Bk	Stl			
01	Maten,Yante	f	5-6	0-0	5-6	2	2	4	5	15	1	6	0	1	19	
34	Ogbeide,Derek	f	2-5	0-0	2-2	2	8	10	3	6	1	2	0	1	28	
02	Harris,Jordan	g	3-10	0-2	2-2	1	3	4	5	8	1	2	0	0	36	
03	Parker,Juwan	g	6-13	1-4	4-4	0	7	7	3	17	3	2	0	0	40-	
30	Frazier,J.J.	g	10-22	3-10	2-3	2	2	4	4	25	5	2	0	4	41	
00	Jackson,William II	g	0-0	0-0	0-0	0	0	0	1	0	2	0	0	0	9	
05	Diatta,Pape	g	0-0	0-0	1-2	0	0	0	3	1	1	3	0	0	7	
13	Willridge,E'Torrior	g	2-2	0-0	0-2	0	3	3	0	4	1	0	0	0	17	
24	Kessler,Houston	g	0-0	0-0	0-0	0	0	0	0	0	0	0	0	1	6	
25	Geno,Kenny Paul	g	0-0	0-0	0-0	0	1	1	0	0	0	0	0	0	3	
32	Edwards,Mike	g	0-0	0-0	0-0	1	2	3	3	0	0	1	0	0	19	
Team						3	2	5								
Totals			28-58	4-16	16-21	11	30	41	27	76	15	18	0	7	225	

FG % 1st Half: 11-24 45.8% 2nd half: 13-24 54.2% OT: 4-10 40.0% Game: 28-58 48.3% Deadball Rebounds 0
3FG % 1st Half: 1-6 16.7% 2nd half: 2-5 40.0% OT: 1-5 20.0% Game: 4-16 25.0%
FT % 1st Half: 10-12 83.3% 2nd half: 6-9 66.7% OT: 0-0 0.0% Game: 16-21 76.2%

Florida 80 • 14-3, 5-0 SEC

#	Player		Total		3-Ptr		Rebounds			PF	TP	A			Blk	Stl	Min
			FG-FGA	FG-FGA	FT-FTA	Off	Def	Tot	To			Ass	Turn				
01	Robinson, Devin	f	1-5	1-3	2-2	0	2	2	2	5	2	2	0	0	0	19	
23	Leon, Justin	f	1-5	0-2	0-0	0	1	3	2	0	1	0	0	0	0	13	
13	Hayes, Kevarrus	c	1-2	0-0	0-0	1	2	3	1	2	0	0	0	0	0	12	
00	Hill, Kasey	g	2-8	0-2	7-10	0	0	0	2	11	4	2	0	1	33		
05	Allen, KeVaughn	g	3-8	0-3	3-3	0	1	1	3	9	2	2	0	1	33		
02	Hester, Eric	g	0-0	0-0	0-0	0	0	0	0	0	0	0	0	0	0	3	
11	Chiozza, Chris	g	1-3	0-1	0-0	0	2	2	2	4	1	0	0	3	16		
15	Egbunu, John	g	1-4	0-0	3-7	3	8	11	2	5	0	2	2	1	30		
24	Barry, Canyon	g	7-13	5-8	8-8	1	6	7	4	27	0	2	0	0	34		
25	Stone, Keith	g	5-6	3-4	4-5	0	2	2	17	1	1	1	1	3	28		
32	Rimmer, Schuyler	g	0-1	0-0	0-0	1	0	1	1	0	0	0	0	0	4		
Team						2	0	2									
Totals			22-55	9-23	27-35	8	24	32	22	80	13	13	3	9	225		

FG % 1st Half: 9-24 37.5% 2nd half: 11-26 42.3% OT: 2-5 40.0% Game: 22-55 40.0% Deadball Rebounds 3
3FG % 1st Half: 5-9 55.6% 2nd half: 3-11 27.3% OT: 1-3 33.3% Game: 9-23 39.1%
FT % 1st Half: 9-12 75.0% 2nd half: 10-13 76.9% OT: 8-10 80.0% Game: 27-35 77.1%

Officials: Tony Henderson, Ron Groover, Vladimir Voyard-Tadal

Technical fouls: Georgia-Diatta,Pape. Florida-Egbunu, John.

Attendance: 10376

UGA #01 Maten fouled out at 3:52 2nd half

UGA #02 Harris fouled out at 5:8 seconds of OT

Score by periods	1st	2nd	OT	Total
Georgia	33	34	9	76
Florida	32	35	13	80

	In	Off	2nd	Fast	
Points	Paint	T/O	Chance	Break	Bench
UGA	36	11	10	12	5
UF	24	22	6	2	51

Last FG - UGA OT-00:19, UF OT-00:31.
Largest lead - UGA by 8 2nd-16:59, UF by 4 OT-00:05.
UGA led for 35:11. UF led for 07:49. Game was tied for 02:00.

Score tied - 4 times.
Lead changed - 9 times.

Official Basketball Box Score -- Game Totals -- Final Statistics Florida vs South Carolina 1/18/17 6:30 p.m. ET at Columbia, S.C. (Colonial Life Arena)

Florida 53 • 14-4, 5-1 SEC

#	Player	Total		3-Ptr		FT-FTA		Rebounds			PF	TP	A TO		Blk	Stl	Min
		FG-FGA	FG-FGA	FG-FGA	FG-FGA	FT-FTA	FT-FTA	Off	Def	Tot							
01	Robinson, Devin	f	4-11	0-2	0-2	5 5	10	1	8	0	2	1	1	31			
23	Leon, Justin	f	0-4	0-2	0-0	1 2	3	4	0	1	0	0	0	11			
15	Egbunu, John	c	2-3	0-0	3-7	1 3	4	3	7	1	0	0	2	22			
00	Hill, Kasey	g	5-8	0-0	1-3	0 1	1	5	11	2	3	0	4	26			
05	Allen, KeVaughn	g	0-3	0-2	1-2	0 2	2	4	1	0	1	0	0	18			
02	Hester, Eric	g	0-0	0-0	0-0	0 0	0	0	0	0	0	0	0	1			
11	Chiozza, Chris	g	1-4	0-2	2-2	1 3	4	2	4	4	5	0	2	25			
13	Hayes, Kevarrus	g	2-3	0-0	2-2	1 1	2	1	6	0	0	1	1	15			
24	Barry, Canyon	g	4-13	0-6	5-5	0 0	0	2	13	0	2	0	0	25			
25	Stone, Keith	g	0-3	0-3	1-5	1 5	6	4	1	0	0	0	1	23			
32	Rimmer, Schuyler	g	1-2	0-0	0-0	0 0	0	1	2	0	2	1	0	3			
Team						3 2	5										
Totals			19-54	0-17	15-28	13 24	37	27	53	8	16	5	9	200			

FG % 1st Half: 12-31 38.7% 2nd half: 7-23 30.4% Game: 19-54 35.2%
3FG % 1st Half: 0-8 0.0% 2nd half: 0-9 0.0% Game: 0-17 0.0%
FT % 1st Half: 4-8 50.0% 2nd half: 11-20 55.0% Game: 15-28 53.6%

South Carolina 57 • 15-3, 5-0 SEC

#	Player		Total			3-Ptr			Rebounds			PF	TP	A	TO	Blk	Stl	Min.
			FG	FGA	FG-FGA	FT	FTA	Off	Def	Tot								
21	KOTSAR, Maik	f	2-6	0-0	1-2	4	5	9	3	5	1	2	1	0	26			
30	SILVA, Chris	f	3-8	0-0	5-5	1	6	7	4	11	0	4	2	1	18			
02	THORNWELL, Sindarius	g	5-11	1-2	9-13	2	3	5	3	20	1	1	0	2	32			
10	NOTICE, Duane	g	0-2	0-2	0-0	0	2	2	3	0	0	1	1	2	31			
15	DOZIER, PJ	g	2-9	0-3	6-9	0	2	2	4	10	0	1	1	0	30			
04	FELDER, Rakym	g	2-11	2-5	1-2	0	5	5	4	7	3	3	0	1	22			
05	BLANTON, TeMarcus	g	0-0	0-0	0-0	0	0	0	0	0	0	0	0	0	2			
12	GUEYE, Khadim	g	0-0	0-0	0-0	0	0	0	1	0	0	0	0	0	3			
20	MCKIE, Justin	g	1-3	1-1	0-0	1	2	3	1	3	2	0	0	1	23			
24	KEITA, Sedee	g	0-1	0-0	1-3	1	3	4	5	1	1	3	1	0	13			
Team						3	1	4										
Totals			15-51	4-13	23-34	12	29	41	28	57	8	15	6	7	200			

FG % 1st Half: 7-30 23.3% 2nd half: 8-21 38.1% Game: 19-54 35.2%
3FG % 1st Half: 3-10 30.0% 2nd half: 1-3 33.3% Game: 4-13 30.8%
FT % 1st Half: 4-9 44.4% 2nd half: 19-25 76.0% Game: 23-34 67.6%

Officials: Joe Lindsay, Anthony Jordan, Ted Valentine

Technical fouls: Florida-None. South Carolina-None.

Attendance: 15638

Score by periods	1st	2nd	Total
Florida	28	25	53
South Carolina	21	36	57

	In	Off	2nd	Fast	
Points	Paint	T/O	Chance	Break	Bench
UF	38	11	7	10	26
SC	20	13	8	4	11

Last FG - UF 2nd-00:40, SC 2nd-00:22.
Largest lead - UF by 8 1st-01:47, SC by 6 2nd-10:01.
UF led for 13:06. SC led for 16:18. Game was tied for 02:06.

Score tied - 4 times.
Lead changed - 3 times.

Official Basketball Box Score -- Game Totals -- Final Statistics Vanderbilt vs Florida 1/21/17 12 p.m. at Exactech Arena - Gainesville, Fla.

Vanderbilt 68 • 9-10, 3-4 SEC

#	Player	Total		3-Ptr		FT-FTA		Rebounds			PF	TP	A TO		Blk	Stl	Min
		FG-FGA	FG-FGA	FG-FGA	FG-FGA	FT-FTA	FT-FTA	Off	Def	Tot							
03	KORNET, Luke	f	4-6	3-5	0-0	0 4	4	4	11	0	3	1	1	33			
11	ROBERSON, Jeff	f	1-8	0-3	5-6	4 4	8	1	7	1	2	0	2	38			
05	FISHER-DAVIS, Matthe	g	6-14	3-9	4-4	0 3	3	3	19	0	1	0	1	32			
13	LACHANCE, Riley	g	4-8	3-4	0-0	0 3	3	2	11	5	2	0	0	34			
24	CRESSLER, Nolan	g	4-6	0-2	2-2	1 3	4	2	10	2	2	0	0	23			
01	WILLIS, Payton	g	2-3	1-1	0-0	0 0	0	1	5	0	1	0	1	13			
02	TOYE, Joe	g	2-3	0-1	1-1	0 3	3	2	5	2	0	0	0	18			
12	BAPTISTE, Djery	g	0-2	0-0	0-0	1 2	3	1	0	0	0	0	0	7			
15	BROWN, Clevon	g	0-0	0-0	0-0	0 0	0	0	0	1	1	1	0	2			
Team						2 0	2										
Totals			23-50	10-25	12-13	8 22	30	16	68	11	13	2	5	200			

FG % 1st Half: 10-27 37.0% 2nd half: 13-23 56.5% Game: 23-50 46.0% Deadball Rebounds 0
3FG % 1st Half: 5-14 35.7% 2nd half: 5-11 45.5% Game: 10-25 40.0%
FT % 1st Half: 2-2 100.0% 2nd half: 10-11 90.9% Game:

2016-17 BOX SCORES

Official Basketball Box Score -- Game Totals -- Final Statistics Florida vs Oklahoma 1/28/17 1 p.m. CT at Norman, Okla. (Lloyd Noble Center)

Florida 84 • 16-5

#	Player		Total			3-Ptr			Rebounds			PF	TP	A	TO	Blk	Stl	Min.	
			FG-FGA	FG-FGA	FT-FTA	Off	Def	Tot	Off	Def	Tot								
01	Robinson, Devin	f	3-7	3-4	4-4	1	3	4	3	13	0	2	0	0	16				
23	Leon, Justin	f	2-9	1-3	0-0	4	4	8	2	5	0	1	0	1	29				
15	Egbunu, John	c	1-3	0-0	5-6	1	6	7	4	7	1	3	1	0	15				
00	Hill, Kasey	g	5-12	0-2	2-4	0	4	4	1	12	8	1	0	2	30				
05	Allen, KeVaughn	g	3-8	2-5	0-0	0	3	3	1	8	1	0	0	1	30				
02	Hester, Eric	g	1-2	0-1	0-0	0	2	2	1	2	0	0	0	1	14				
11	Chiozza, Chris	g	0-2	0-2	0-0	0	1	1	4	0	4	1	0	1	15				
12	Gak, Gorjok	g	1-1	0-0	0-0	0	0	0	0	2	0	0	0	0	1				
13	Hayes, Kevarrius	g	7-11	0-0	6-9	2	7	9	3	20	2	1	3	0	23				
24	Barry, Canyon	g	4-7	2-3	5-5	3	2	5	1	15	0	0	0	0	19				
25	Stone, Keith	g	0-1	0-1	0-0	0	3	3	0	0	0	0	1	0	7				
32	Rimmer, Schuyler	g	0-0	0-0	0-0	0	0	0	0	0	0	0	0	0	1				
Team						2	2	4											
Totals				27-63	8-21	22-28	13	37	50	20	84	16	9	5	6	200			

FG % 1st Half: 14-32 43.8% 2nd half: 13-31 41.9% Game: 27-63 42.9% Deadball Rebounds 1
3FG % 1st Half: 3-10 30.0% 2nd half: 5-11 45.5% Game: 8-21 38.1%
FT % 1st Half: 12-15 80.0% 2nd half: 10-13 76.9% Game: 22-28 78.6%

Oklahoma 52 • 8-12

#	Player		Total			3-Ptr			Rebounds			PF	TP	A	TO	Blk	Stl	Min
			FG-FGA	FG-FGA	FT-FTA	Off	Def	Tot	Off	Def	Tot							
11	Doolittle, Kristian	f	3-11	0-2	2-2	2	7	9	4	8	1	2	0	0	29			
12	Lattin, Khadeem	f	1-4	0-0	3-5	3	3	6	4	5	0	1	0	0	14			
01	Odomes, Rashard	g	5-9	0-0	3-4	1	5	6	3	13	0	3	0	0	26			
10	Woodard, Jordan	g	0-7	0-1	0-0	0	0	0	1	0	0	3	0	0	14			
20	McGusty, Kameron	g	5-10	0-2	0-0	0	2	2	0	10	0	0	1	0	29			
03	James, Christian		0-6	0-2	4-4	1	4	5	4	4	2	0	0	1	26			
04	McNeace, Jamuni		3-6	0-0	0-0	0	3	3	6	0	1	2	0	19				
05	Freeman, Matt		0-4	0-4	2-2	1	1	2	2	2	0	1	0	0	11			
13	Shepherd, Jordan		1-8	1-5	1-2	2	2	4	3	4	1	1	0	1	26			
25	Cole, C.J.		0-0	0-0	0-0	1	1	2	2	0	0	0	0	0	6			
Team							0	0	2									
Totals				18-65	1-16	15-19	11	28	39	26	52	4	12	3	2	200		
FG % 1st Half: 8-33			24.2%	2nd half: 10-32	31.3%	Game: 18-65			27.7%	Deadball Rebounds								
3FG % 1st Half: 0-6			0.0%	2nd half: 1-10	10.0%	Game: 1-16			6.3%									
FT % 1st Half: 12-13			92.3%	2nd half: 3-6	50.0%	Game: 15-19			78.9%									

FG % 1st Half: 8-33 24.2% 2nd half: 10-32 31.3% Game: 18-65 27.7% Deadball Rebounds 3
3FG % 1st Half: 0-6 0.0% 2nd half: 1-10 10.0% Game: 1-16 6.3%
FT % 1st Half: 12-13 92.3% 2nd half: 3-6 50.0% Game: 15-19 78.9%

Officials: Mike Stuart, Kipp Kissinger, Kerby Sitton

Technical fouls: Florida-None. Oklahoma-None.

Attendance: 10859

Est. Attendance: 7970

Score by periods	1st	2nd	Total
Florida	43	41	84
Oklahoma	28	24	52

Points	In	Off	2nd	Fast	Bench
UF	36	13	20	9	39
OU	30	6	9	4	16

Score tied - 5 times.
Lead changed - 5 times.

Last FG - UF 2nd-00:33, OU 2nd-00:51.
Largest lead - UF by 32 2nd-01:10, OU by 5 1st-18:12.
UF led for 29:43, OU led for 07:18. Game was tied for 02:56.

Official Basketball Box Score -- Game Totals -- Final Statistics Missouri vs Florida 2/2/17 7 p.m. at Exactech Arena - Gainesville, Fla.

Missouri 54 • 5-16, 0-9 SEC

#	Player		Total			3-Ptr			Rebounds			PF	TP	A	TO	Blk	Stl	Min
			FG-FGA	FG-FGA	FT-FTA	Off	Def	Tot	Off	Def	Tot							
21	BARNETT, Jordan	f	3-7	0-2	0-0	0	1	1	1	6	0	0	0	2	15			
24	PURYEAR, Kevin	f	2-8	0-2	4-5	0	4	4	4	8	2	5	0	0	29			
25	WOODS, Russell	f	0-4	0-0	0-0	0	2	2	4	0	0	1	0	0	22			
11	WALTON, K.J.	g	4-9	1-1	1-3	3	1	4	1	10	0	2	0	1	24			
15	GEIST, Jordan	g	2-8	1-2	0-0	1	3	4	0	5	1	1	0	0	22			
01	PHILLIPS, Terrence		5-10	4-6	0-3	0	3	3	4	14	3	2	0	1	26			
03	HUGHES, Frankie		0-8	0-4	0-0	0	3	3	2	0	0	1	0	0	15			
10	RAU, Brett		0-1	0-0	0-0	1	0	1	0	0	0	0	0	1	1			
13	GLASSMAN, Trevor		0-0	0-0	0-0	0	1	1	0	0	0	0	0	1	1			
14	NIKKO, Reed		1-3	0-0	3-4	3	1	4	1	5	1	0	0	1	17			
32	WOLF, Adam		0-0	0-0	0-0	0	0	0	1	0	0	0	0	1	7			
33	VANLEER, Cullen		2-5	2-4	0-0	0	1	1	3	6	0	0	0	0	21			
	Team						3	1	4					1				
Totals			19-63	8-21	8-15	11	21	32	21	54	7	13	0	8	200			

FG % 1st Half: 7-31 22.6% 2nd half: 12-32 37.5% Game: 19-63 30.2% Deadball Rebounds 2
3FG % 1st Half: 3-11 27.3% 2nd half: 5-10 50.0% Game: 8-21 38.1%
FT % 1st Half: 3-6 50.0% 2nd half: 5-9 55.6% Game: 8-15 53.3%

Florida 93 • 17-5, 7-2 SEC

#	Player		Total			3-Ptr			Rebounds			PF	TP	A	TO	Blk	Stl	Min
			FG-FGA	FG-FGA	FT-FTA	Off	Def	Tot	Off	Def	Tot							
01	Robinson, Devin	f	4-12	1-5	0-0	5	6	11	3	9	1	1	1	0	25			
23	Leon, Justin	f	1-6	0-1	2-3	2	3	5	0	4	1	0	0	1	20			
15	Egbunu, John	c	2-6	0-0	3-5	2	5	7	1	7	0	2	1	1	17			
00	Hill, Kasey	g	2-4	1-3	6-8	1	4	5	1	11	4	3	0	1	22			
05	Allen, KeVaughn	g	5-7	3-5	2-2	1	2	3	2	15	0	0	1	2	23			
02	Hester, Eric	g	3-5	2-4	0-0	0	0	0	2	8	0	0	0	0	15			
11	Chiozza, Chris	g	4-8	2-4	2-2	2	10	12	1	12	10	3	0	1	29			
12	Gak, Gorjok	g	1-2	0-0	0-0	1	1	2	1	2	0	2	0	0	5			
13	Hayes, Kevarrius	g	3-5	0-0	2-2	3	2	5	2	8	0	0	1	0	18			
24	Barry, Canyon	g	5-10	2-6	5-5	1	3	4	0	17	0	1	1	1	22			
32	Rimmer, Schuyler	g	0-1	0-0	0-0	1	0	1	0	0	0	0	0	0	4			
Team						0	1	1					1					
Totals			30-66	11-28	22-27	18	38	56	13	93	16	11	7	7	200			

FG % 1st Half: 15-32 46.9% 2nd half: 15-34 44.1% Game: 30-66 45.5% Deadball Rebounds 2
3FG % 1st Half: 5-15 33.3% 2nd half: 6-13 46.2% Game: 11-28 39.3%
FT % 1st Half: 13-16 81.3% 2nd half: 9-11 81.8% Game: 22-27 81.5%

Officials: Antonio Petty, Don Daily, Keith Kimble

Technical fouls: Missouri-None. Florida-None.

Attendance: 10153

Score by periods	1st	2nd	Total
Missouri	20	34	54
Florida	48	45	93

Points	In	Off	2nd	Fast	Bench
MU-M	16	11	9	2	47
UF	36	20	12	8	25

Last FG - MU-M 2nd-00:41, UF 2nd-00:31.
Largest lead - MU-M None, UF by 44 2nd-02:18.
MU-M led for 00:00, UF led for 39:13. Game was tied for 00:24.

Score tied - 0 times.
Lead changed - 0 times.

Official Basketball Box Score -- Game Totals -- Final Statistics Kentucky vs Florida 2/4/17 8:15 p.m. at Exactech Arena - Gainesville, Fla.

Kentucky 66 • 18-5, 8-2 SEC

#	Player	Total			3-Ptr	Rebounds			PF	TP	A	TO	Blk	Stl	Min	
		FG-FGA	FG-FGA	FT-FTA	Off	Def	Tot									
03	Adebayo, Edrice	f	4-10	0-0	1-5	1	6	7	3	9	1	2	1	4	33	
32	Gabriel, Wenyen	f	2-2	1-1	0-2	1	4	5	5	5	0	0	1	0	13	
05	Monk, Malik	g	4-14	3-7	0-0	0	0	0	4	11	2	1	1	0	34	
13	Briscoe, Isaiah	g	3-10	0-1	0-2	1	2	3	2	6	3	4	0	0	30	
25	Hawkins, Dominique	g	0-4	0-2	4-4	0	0	0	1	4	0	3	0	1	21	
00	Fox, De'Aaron		5-11	0-1	9-10	0	3	3	4	19	0	3	0	0	25	
11	Mulder, Mychal		3-6	2-5	0-0	1	0	1	0	8	0	0	0	1	16	
14	Wynyard, Tai		1-1	0-0	0-0	1	0	1	2	2	0	0	0	0	7	
15	Humphries, Isaac		0-0	0-0	0-0	0	1	1	0	0	1	0	0	0	3	
35	Willis, Derek		1-3	0-1	0-0	0	5	5	3	2	0	0	0	1	18	
Team						1	2	3								
Totals			23-61	6-18	14-23	6	23	29	24	66	7	13	3	7	200	
FG % 1st Half: 9-30		30.0%	2nd half: 14-31	45.2%	Game: 23-61	37.7%										Deadba
3FG % 1st Half: 2-7		28.6%	2nd half: 4-11	36.4%	Game: 6-18	33.3%										Rebound
FT % 1st Half: 6-10		60.0%	2nd half: 8-13	61.5%	Game: 14-23	60.9%										4

FG % 1st Half: 9-30 30.0% 2nd half: 14-31 45.2% Game: 23-61 37.7% Deadball Rebounds 4
3FG % 1st Half: 2-7 28.6% 2nd half: 4-11 36.4% Game: 6-18 33.3%
FT % 1st Half: 6-10 60.0% 2nd half: 8-13 61.5% Game: 14-23 60.9%

Florida 88 • 18-5, 8-2 SEC

#	Player	Total			3-Ptr			Rebounds			PF	TP	A	TO	Blk	Stl	Min
		FG-FTA	FG-FGA	FT-FTA	Off	Def	Tot										
01	Robinson, Devin	f	5-7	3-4	3-5	3	6	9	1	16	0	2	2	0	36		
23	Leon, Justin	f	1-4	1-3	0-1	1	2	3	4	3	0	1	0	0	19		
15	Egbunu, John	c	3-4	0-0	2-6	3	4	7	4	8	0	2	1	0	21		
00	Hill, Kasey	g	8-16	1-3	4-8	0	5	5	2	21	6	3	1	1	27		
05	Allen, KeVaughn	g	4-12	2-8	2-2	0	4	4	0	12	3	1	0	2	26		
02	Hester, Eric		1-1	1-1	0-0	1	1	2	0	3	0	0	0	0	6		
11	Chiozza, Chris		1-7	0-4	0-0	0	9	9	3	2	9	2	0	2	28		
13	Hayes, Kevarrius		2-2	0-0	1-1	2	3	5	5	5	0	2	3	0	12		
34	Barry, Canyon		4-7	2-3	4-4	0	0	0	4	14	0	0	0	0	18		
32	Rimmer, Schuyler		1-2	0-0	2-2	1	0	1	0	4	0	1	0	0	7		
Team						6			3	9	3						
Totals			30-62	10-26	18-29	17	37	54	23	88	18	17	7	5	200		
FG 1st Half:		12-35	34.3%	2nd half:	18-27	66.7%	Game:		30-62	48.4%				Deadba			
3FG 1st Half:		6-19	31.6%	2nd half:	4-7	57.1%	Game:		10-26	38.5%				Rebound			
FT 1st Half:		4-6	66.7%	2nd half:	14-23	60.9%	Game:		18-29	62.1%							

2016-17 BOX SCORES

Official Basketball Box Score -- Game Totals -- Final Statistics Texas A&M vs Florida 2/11/17 12:07 PM at Exactech Arena - Gainesville, Fla.

Texas A&M 62 • 13-11, 5-7 SEC

#	Player		Total		3-Ptr		Rebounds			PF	TP	A	TO	Blk	Stl	Min
			FG-FGA	FG-FGA	FT-FTA	Off	Def	Tot								
44	Williams,Robert	f	7-15	0-4	4-4	5	7	12	2	18	1	5	4	3	33	
10	Trocha-Morelos,Tonny	c	4-9	0-2	0-0	2	2	4	4	8	3	1	0	0	31	
34	Davis,Tyler	c	5-10	0-0	2-3	2	6	8	3	12	0	6	1	1	31	
03	Gilder,Admon	g	4-13	2-5	2-2	1	1	2	4	12	0	3	0	5	40	
05	Hampton,JC	g	2-4	1-1	1-1	0	4	4	3	6	1	2	0	1	32	
01	Hogg,DJ	g	2-8	1-5	1-1	0	5	5	6	4	3	1	1	1	25	
12	Collins,Chris		0-0	0-0	0-0	0	1	1	0	0	0	0	0	0	5	
42	Miller,Tavario		0-2	0-1	0-0	1	0	1	0	0	0	0	0	0	3	
Team						2	1	3								
Totals				24-61	4-18	10-11	13	27	40	21	62	9	20	6	11	200
FG % 1st Half: 11-26			42.3%	2nd half: 13-35		37.1%	Game: 24-61		39.3%	Deadball Rebounds 0						
3FG % 1st Half: 2-8			25.0%	2nd half: 2-10		20.0%	Game: 4-18		22.2%							
FT % 1st Half: 3-3			100.0	2nd half: 7-8		87.5%	Game: 10-11		90.9%							

Florida 71 • 20-5, 10-2 SEC

#	Player		Total		3-Ptr	Rebounds			PF	TP	A TO Blk Stl				Min
			FG-FGA	FT-FTA		Off	Def	Tot			A	TO	Blk	Stl	
01	Robinson, Devin	f	2-9	0-2	0-0	1	2	3	1	4	1	0	0	2	23
23	Leon, Justin	f	7-15	4-8	0-0	3	2	5	3	18	1	2	0	0	26
15	Egbunu, John	c	4-5	0-0	3-4	2	8	10	1	11	0	0	2	1	32
00	Hill, Kasey	g	0-1	0-0	3-6	2	1	3	3	3	5	0	3	2	20
05	Allen, KeVaughn	g	3-8	1-5	1-1	0	3	3	1	8	5	2	0	2	29
02	Hester, Eric		0-0	0-0	0-0	0	0	0	0	0	1	0	0	1	
11	Chiozza, Chris		1-5	1-4	8-10	0	4	4	1	11	5	2	0	1	32
13	Hayes, Kevarrius		2-2	0-0	0-0	0	1	1	2	4	0	1	0	1	8
24	Barry, Canyon		3-9	2-7	4-4	2	0	2	0	12	0	0	0	0	21
25	Stone, Keith		0-2	0-1	0-0	0	2	2	0	0	1	0	0	0	8
Team						0	1	1							
Totals			22-56	8-27	19-25	10	24	34	12	71	15	14	2	10	200
FG % 1st Half: 11-28			39.3%	2nd half: 11-28		39.3%	Game: 22-56		39.3%					Deadball	
3FG % 1st Half: 3-10			30.0%	2nd half: 5-17		29.4%	Game: 8-27		29.6%					Rebounds	
FT % 1st Half: 4-5			80.0%	2nd half: 15-20		75.0%	Game: 19-25		76.0%					3,1	

Officials: Ted Valentine, Terry Moore, Vladimir Voyard-Tadal
Technical fouls: Texas A&M-None. Florida-None.
Attendance: 10732
TAMU #1 DJ Hogg fouls out at 0:14.4(2)

Score by periods	1st	2nd	Total
Texas A&M	27	35	62
Florida	29	42	71

Points	In Paint	Off T/O	2nd Chance	Fast Break	Bench
TAMU	30	15	13	6	6
UF	20	20	11	6	27

Last FG - TAMU 2nd-00:17, UF 2nd-03:02.
Largest lead - TAMU by 4 2nd-12:23, UF by 13 2nd-03:02.
TAMU led for 06:07. UF led for 31:54. Game was tied for 01:58.

Score tied - 1 time.
Lead changed - 4 times.

Official Basketball Box Score -- Game Totals -- Final Statistics Florida vs Auburn 2/14/17 6:00 p.m. at Auburn Arena -- Auburn, Ala.

Florida 114 • 21-5, 11-2

#	Player		Total		3-Ptr	Rebounds			PF	TP	A TO Blk Stl				Min
			FG-FGA	FG-FGA	FT-FTA	Off	Def	Tot			A	TO	Blk	Stl	
01	Robinson, Devin	f	5-10	3-5	1-2	2	4	6	4	14	1	1	0	2	23
23	Leon, Justin	f	3-4	2-3	2-2	1	7	8	1	10	1	0	0	0	26
15	Egbunu, John	c	3-3	0-0	4-4	3	1	4	0	10	0	2	0	0	8
00	Hill, Kasey	g	4-10	0-1	3-4	0	2	2	3	11	12	4	0	1	36
05	Allen, KeVaughn	g	3-4	2-2	9-10	0	3	3	3	17	1	2	0	1	21
02	Hester, Eric		0-0	0-0	0-0	0	1	1	0	0	0	0	0	0	3
11	Chiozza, Chris		4-7	1-3	2-2	0	1	1	4	11	1	1	0	2	20
13	Hayes, Kevarrus		3-3	0-0	3-4	1	2	3	4	9	1	1	3	0	17
24	Barry, Canyon		8-17	3-5	11-12	1	1	2	1	30	1	1	0	1	30
25	Stone, Keith		0-0	0-0	0-0	0	0	0	5	0	0	0	0	0	6
32	Rimmer, Schuyler		0-1	0-0	2-2	0	0	0	3	2	0	1	0	0	10
Team						2	2	4							
Totals			33-59	11-19	37-42	10	24	34	28	114	18	13	3	7	200
FG % 1st Half: 15-28			53.6%	2nd half: 18-31		58.1%	Game: 33-59		55.9%	Deadball					
3FG % 1st Half: 4-10			40.0%	2nd half: 7-9		77.8%	Game: 11-19		57.9%	Rebounds					
FT % 1st Half: 16-18			88.9%	2nd half: 21-24		87.5%	Game: 37-42		88.1%	2,4					

Auburn 95 • 16-10, 5-8

#	Player		Total		3-Ptr	Rebounds			PF	TP	A TO Blk Stl				Min	
			FG-FGA	FT-FTA	Off	Def	Tot	A			TO	Blk	Stl			
03	Purifoy, Danjel	f	2-4	1-3	6-7	3	1	4	4	11	2	0	0	0	18	
50	Wiley, Austin	c	4-7	0-0	3-6	1	0	1	4	11	0	4	3	0	18	
01	Harper, Jared	g	3-7	1-4	3-5	0	1	1	0	10	2	1	0	0	21	
04	Dunans, T.J.	g	5-13	1-3	2-2	4	1	5	2	13	3	2	0	1	28	
05	Heron, Mustapha	g	2-12	0-2	5-5	2	4	6	2	9	2	1	0	2	30	
02	Brown, Bryce		1-6	1-4	0-0	2	3	5	3	3	5	1	0	0	26	
12	Smith, LaRon		1-1	0-0	1-2	0	1	1	2	3	0	0	0	0	5	
23	Lang, TJ		0-2	0-2	4-5	0	0	0	3	4	0	1	0	0	10	
24	McLemore, Anfernee		8-10	0-0	3-7	3	3	6	3	19	0	0	2	0	22	
35	Johnson, Ronnie		5-11	2-3	0-0	2	2	4	1	12	1	1	0	0	22	
Team						1	1	2	1							
Totals				31-73	6-21	27-39	18	17	35	25	95	15	11	5	3	200
FG % 1st Half: 16-40			40.0%	2nd half: 15-33		45.5%	Game: 31-73		42.5%							Deadball
3FG % 1st Half: 5-11			45.5%	2nd half: 1-10		10.0%	Game: 6-21		28.6%							Rebounds
FT % 1st Half: 13-17			76.5%	2nd half: 14-22		63.6%	Game: 27-39		69.2%							8.2

Officials: Anthony Jordan, Lee Cassell, Mike Nance
Technical fouls: Florida-None. Auburn-TEAM.
Attendance: 7572

Score by periods	1st	2nd	Total
Florida	50	64	114
Auburn	50	45	95

Last FG - UF 2nd-00:38, AU 2nd-01:14.
Largest lead - UF by 21 2nd-02:13, AU by 8 1st-14:41.
UF led for 27:33. AU led for 10:25. Game was tied for 02:02.

Score tied - 3 times.
Lead changed - 3 times.

Official Basketball Box Score -- Game Totals -- Final Statistics Florida vs Mississippi State 2/18/17 1 p.m. at Starkville, Miss. (Humphrey Coliseum)

Florida 57 • 22-5, 12-2

#	Player	Total		3-Ptr	Rebounds					PF	TP	A	TO	Blk	Stl	Min
		FG-FGA	FG-FGA	FT-FTA	Off	Def	Tot									
01	Robinson, Devin	f	0-6	0-3	0-2	4	6	10	0	0	0	2	2	1	30	
13	Hayes, Kevarrus	f	2-3	0-0	5-7	3	7	10	4	9	0	3	4	0	25	
23	Leon, Justin	f	1-6	1-6	4-6	1	3	4	1	7	0	0	0	1	33	
00	Hill, Kasey	g	4-8	0-0	1-2	0	5	5	1	9	1	6	0	0	23	
05	Allen, KeVaughn	g	4-12	1-4	2-2	0	4	4	0	11	2	1	0	0	30	
02	Hester, Eric		0-0	0-0	0-0	0	0	0	0	0	0	0	0	0	1	
11	Chiozza, Chris		6-8	2-3	0-0	0	2	2	0	14	2	3	0	1	28	
24	Barry, Canyon		3-7	1-1	0-0	0	1	1	1	7	0	0	0	0	22	
25	Stone, Keith		0-1	0-1	0-0	0	1	1	1	0	0	1	0	0	2	
32	Rimmer, Schuyler		0-1	0-0	0-0	1	1	2	2	0	0	0	0	0	6	
Team						2	1	3								
Totals			20-52	5-18	12-19	11	31	42	10	57	5	16	6	3	200	
FG % 1st Half: 11-24		45.8%	2nd half: 9-28		32.1%	Game: 20-52		38.5%							Deadball	
3FG % 1st Half: 4-11		36.4%	2nd half: 1-7		14.3%	Game: 5-18		27.8%							Rebounds	
FT % 1st Half: 6-9		66.7%	2nd half: 6-10		60.0%	Game: 12-19		63.2%							1,1	

2016-17 BOX SCORES

Official Basketball Box Score -- Game Totals -- Final Statistics

Florida vs Kentucky
2/25/17 2:00 pm at Rupp Arena - Lexington, KY

Florida 66 • 23-6, 13-3

#	Player		Total		3-Ptr		Rebounds			PF	TP	A	TO	Blk	Stl	Min
			FG-FGA	FG-FGA	FT-FTA	Off	Def	Tot								
01	Robinson, Devin	f	3-13	1-2	2-3	4	7	11	3	9	0	0	0	1	28	
13	Hayes, Kevarius	f	2-4	0-0	0-0	2	2	4	4	4	0	0	2	0	27	
23	Leon, Justin	f	5-11	2-7	1-1	2	1	3	3	13	1	2	0	1	29	
00	Hill, Kasey	g	2-10	0-0	0-0	0	1	1	4	4	3	0	0	2	27	
05	Allen, KeVaughn	g	9-17	5-11	1-1	0	2	2	4	24	2	1	0	1	33	
02	Hester, Eric		0-0	0-0	0-0	0	0	0	0	0	0	0	0	0	3	
11	Chiozza, Chris		4-9	1-4	0-1	1	4	5	4	9	5	2	0	0	22	
24	Barry, Canyon		1-5	1-4	0-0	0	1	1	0	3	1	1	0	1	18	
25	Stone, Keith		0-2	0-2	0-0	0	1	1	0	0	0	0	0	0	11	
32	Rimmer, Schuyler		0-0	0-0	0-0	0	0	0	0	0	0	0	0	0	2	
Team																
Totals				26-71	10-30	4-6	11	19	30	22	66	12	6	2	6	200
FG % 1st Half: 11-37			29.7%	2nd half: 15-34	44.1%	Game: 26-71	36.6%	Deadball								
3FG % 1st Half: 5-14			35.7%	2nd half: 5-16	31.3%	Game: 10-30	33.3%	Rebounds								
FT % 1st Half: 1-2			50.0%	2nd half: 3-4	75.0%	Game: 4-6	66.7%	0.1								

Kentucky 76 • 24-5, 14-2

#	Player		Total		3-Ptr		Rebounds			PF	TP	A	TO	Blk	Stl	Min
			FG-FGA	FG-FGA	FT-FTA	Off	Def	Total								
03	Adebayo, Edrice	f	7-11	0-0	4-5	6	9	15	2	18	0	0	1	0	35	
32	Gabriel, Wenyen	f	0-1	0-1	2-2	0	3	3	0	2	1	1	0	0	19	
05	Monk, Malik	g	9-18	5-7	10-11	1	3	4	2	33	5	6	0	0	33	
11	Mulder, Mychal	g	1-6	0-3	2-2	0	0	0	1	4	1	2	1	0	21	
13	Briscoe, Isaiah	g	3-6	0-0	3-5	1	7	8	4	9	2	2	0	0	26	
15	Humphries, Isaac		1-1	0-0	0-0	0	0	0	0	2	0	0	0	0	4	
25	Hawkins, Dominique		1-6	0-0	1-2	3	3	6	3	3	4	1	0	2	37	
35	Willis, Derek		2-4	1-3	0-0	0	9	9	1	5	0	2	0	1	25	
Team						1	2	3								
Totals				24-53	6-14	22-27	12	36	48	13	76	13	16	2	3	200
FG % 1st Half: 8-28			28.6%	2nd half: 16-25	64.0%	Game: 24-53	45.3%	Deadball								
3FG % 1st Half: 2-8			25.0%	2nd half: 4-6	66.7%	Game: 6-14	42.9%	Rebounds								
FT % 1st Half: 10-13			76.9%	2nd half: 12-14	85.7%	Game: 22-27	81.5%	2								

Officials: Olandis Poole, Antinio Petty, Kipp Kissinger
Technical fouls: Florida-Allen, KeVaughn. Kentucky-Briscoe, Isaiah.
Attendance: 24431

Score by periods	1st	2nd	Total
Florida	28	38	66
Kentucky	28	48	76

Points	In	Off	2nd	Fast
UF	Paint	T/O	Chance	Break
UF	26	13	11	12
UK	32	8	11	4
				Bench
				10

Last FG - UF 2nd-01:53, UK 2nd-00:37.
Largest lead - UF by 12 1st-13:11, UK by 10 2nd-04:04.
Score tied - 7 times.
Lead changed - 9 times.

2016-17 MISCELLANEOUS STATS

Times Led UF in Scoring

<i>Includes times co-led</i>	Season	Career
KeVaughn Allen	8	17
Canyon Barry	8	8
Devin Robinson	4	12
Kasey Hill	3	11
Chris Chiozza	3	3
Justin Leon	2	4
Kearrius Hayes	1	1
Keith Stone	1	1
John Egbunu	0	5

Times Led UF in Rebounding

<i>Includes times co-led</i>	Season	Career
John Egbunu	11	18
Devin Robinson	10	20
Kearrius Hayes	5	7
Justin Leon	4	6
Chris Chiozza	2	5
KeVaughn Allen	2	3
Kasey Hill	1	1
Keith Stone	1	1
Schuyler Rimmer	0	1

Times Led UF in Assists

<i>Includes times co-led</i>	Season	Career
Kasey Hill	17	70
Chris Chiozza	14	40
KeVaughn Allen	3	4
Canyon Barry	1	1
Kearrius Hayes	0	1

Double-Figure Scoring Games

	Season	Career
KeVaughn Allen	19	41
Canyon Barry	19	19
Devin Robinson	18	48
Kasey Hill	15	39
Chris Chiozza	8	23
Justin Leon	8	15
John Egbunu	6	28
Kearrius Hayes	4	6
Keith Stone	4	4
Eric Hester	1	1

20-Point Games

	Season	Career
KeVaughn Allen	7	10
Canyon Barry	4	4
Kasey Hill	2	3
Devin Robinson	2	2
Kearrius Hayes	1	1
John Egbunu	0	2

Double-Figure Rebounding Games

	Season	Career
John Egbunu	6	13
Devin Robinson	4	8
Chris Chiozza	1	1
Kearrius Hayes	1	1

Double-Figure Assist Games

	Season	Career
Kasey Hill	2	5
Chris Chiozza	2	2

Double-Doubles

	Season	Career
Kasey Hill	2	2
John Egbunu	1	7
Devin Robinson	0	3

Triple-Doubles

	Season	Career
Chris Chiozza	1	1

Dunks (Season Total: 87)

	Season	Career
John Egbunu	31	106
Devin Robinson	23	58
Kearrius Hayes	13	22
Kasey Hill	6	20
Justin Leon	5	18
KeVaughn Allen	3	15
Gorjok Gak	3	3
Schuyler Rimmer	1	2
Canyon Barry	1	1
Keith Stone	1	1

Charges Drawn (Season Total: 26)

	Season	Career
Devin Robinson	14	23
Justin Leon	5	11
Kearrius Hayes	2	9
KeVaughn Allen	2	2
Chris Chiozza	1	4
Canyon Barry	1	1
Keith Stone	1	1
John Egbunu	0	1
Kasey Hill	0	1

Point Distribution (%)

Freshmen	147	6.4%
Sophomores	587	25.6%
Juniors	702	30.6%
Seniors	858	37.4%
TOTAL	2,294	

Technical Fouls

Opponents	2
Florida	3

Technical Foul Free Throws

Opponents	0-2
Florida	0-0

3-Second Violation

Opponents	4
Florida	1

Shot Clock Expired

Opponents	18
Florida	10

10-Second Violation

Opponents	1
Florida	1

Backcourt Violation

Opponents	3
Florida	1

Florida's First Sub

<i>Includes all when multiple players enter</i>	
Chris Chiozza	13
Canyon Barry	12
Kearrius Hayes	10
John Egbunu	5
Keith Stone	5
Eric Hester	2
Schuyler Rimmer	2

Scored UF's First Points

KeVaughn Allen	10
John Egbunu	6
Justin Leon	4
Kearrius Hayes	3
Kasey Hill	3
Devin Robinson	2
Canyon Barry	1

How Scored UF's First Points

Layup	9
3-Pointer	8
Jump Shot	6
Dunk	3
Free Throw	3

Three-Point Plays

<i>Ordered by most opportunities</i>	Season	Career
Devin Robinson	9-14	24-34
Kearrius Hayes	6-9	7-13
Canyon Barry	6-6	6-6
John Egbunu	2-6	12-28
KeVaughn Allen	4-5	11-12
Schuyler Rimmer	3-3	3-3
Chris Chiozza	2-3	5-8
Kasey Hill	1-3	10-26
Justin Leon	1-2	2-4
Keith Stone	0-1	0-1
TOTALS	34-51	80-134

Four-Point Plays

	Season	Career
Canyon Barry	2-2	2-2
Chris Chiozza	0-0	1-1
TOTALS	2-2	3-3

3-Pointer Streak - Team

Florida:	10 (at SC, 1/18/17)
Opponents:	621 (FAMU,12/4/99)

Players in Double Figures

Players	Games
1	0
2	5
3	10
4	11
5	1
6	1
7	1

Runs of 10-0 or Better

Run	Occurrences
10-0	5
11-0	6
12-0	3
13-0	1
14-0	2
15-0	3
16-0	1

Largest run: 16-0 vs. Belmont, 11/21/16

Lineups and Record

<i>Listed by position 1-5; Ordered by most wins</i>	
Hill, Allen, Robinson, Leon, Egbunu	14-5
Hill, Allen, Robinson, Leon, Hayes	9-1

2016-17 MISCELLANEOUS STATS

*Note: Streak stats below are consecutive **team** games. A player's streak starts over if he misses a game.*

Consecutive Games Played

Kasey Hill 109; Chris Chiozza 98; Devin Robinson 98; KeVaughn Allen 65; Justin Leon 44; Kevarrus Hayes 39; Canyon Barry 7; Keith Stone 6; Schuyler Rimmer 4; Eric Hester 1

Consecutive Starts

KeVaughn Allen 55; Devin Robinson 38; Kasey Hill 32; Justin Leon 29; Kevarrus Hayes 3

Consecutive Games Scored

KeVaughn Allen 49; Kasey Hill 38; Kevarrus Hayes 24; Justin Leon 11; Chris Chiozza 8; Devin Robinson 2; Canyon Barry 1

Consecutive Games with a 3-Pointer

KeVaughn Allen 11; Justin Leon 7; Chris Chiozza 6; Devin Robinson 2; Canyon Barry 1

Consecutive Games with a Rebound

Kevarrus Hayes 24; Chris Chiozza 16; Devin Robinson 15; Justin Leon 13; Kasey Hill 12; KeVaughn Allen 9; Canyon Barry 6

Consecutive Games with an Assist

Chris Chiozza 55; Kasey Hill 40; KeVaughn Allen 7; Justin Leon 5; Canyon Barry 1

Consecutive Made Free Throws

	Active Streak	Season High
KeVaughn Allen	14	16
Canyon Barry	8	42
John Egbunu	7	7
Kasey Hill	2	9
Justin Leon	1	16
Eric Hester	1	1
Chris Chiozza	0	13
Devin Robinson	0	11
Kevarrus Hayes	0	8
Keith Stone	0	5
Schuyler Rimmer	0	4
Gorjok Gak	0	1

Scoring Margin

Largest Lead: 44, 2x, last vs. Missouri, 2/2/17

Largest Deficit: 14, vs. Duke (at NYC), 12/6/16

Largest Deficit Overcome: 8, 3x, last at Auburn, 2/14/17

Largest Lead Lost: 11, vs. Gonzaga (at Orlando), 11/25/16

Largest Margin of Victory: 41, vs. Charlotte (at Sunrise), 12/17/16

Largest Margin of Defeat: 10, 2x, last at Kentucky, 2/25/17

Situational Records

	2016-17	Under White
Scoring First	12-3	29-7
Leading at Half	19-3	37-5
Trailing at Half	3-2	6-15
Tied at Half	1-1	1-1
Leading with 5:00 Left	22-0	42-1
Trailing with 5:00 Left	1-6	2-20
Tied with 5:00 Left	0-0	0-0
In Overtime	1-0	1-1
When UF Outrebounds Opponent	12-1	25-8
When UF is Outrebounded	9-5	17-13
When Rebounds are the Same	2-0	2-0
When UF Commits More Turnovers	5-1	10-6
When UF Forces More Turnovers	15-4	28-13
When Turnovers are the Same	3-1	6-2
When UF Has More Free Throw Attempts	21-2	36-9
When Opponent Has More Free Throw Attempts	0-4	5-12
When Free Throw Attempts are the Same	2-0	3-0
When UF Shoots 45% or Better from the Field	13-1	23-2
When UF Shoots Less Than 45% from the Field	10-5	21-19
When Opponent Shoots 45% or Better from the Field	5-5	7-12
When Opponent Shoots Less Than 45% from the Field	18-1	37-9
When UF Shoots Same or Better Than Opponent from the Field	20-2	38-3
When Opponent Shoots Better Than UF from the Field	3-4	6-18
When UF Shoots 40% or Better from 3-Point Range	6-1	14-2
When UF Shoots Less Than 40% from 3-Point Range	17-5	29-19
When UF Shoots Better Than Opponent from 3-Point Range	15-1	27-4
When UF Shoots 75% or Better from the Line	13-2	17-5
When UF Shoots Less Than 75% from the Line	10-4	27-16
When UF Bench Outscores Opponent's	19-2	34-11
When Opponent Bench Outscores UF's	4-4	9-10
When Bench Scoring is the Same	0-0	1-0
Following a UF win	19-4	29-15
Following a UF loss	3-2	13-6
When 3 or More Players Score in Double Figures	22-2	40-16
When 4 or More Players Score in Double Figures	13-1	26-9
When 5 or More Players Score in Double Figures	3-0	10-1
In White Uniforms	13-2	30-8
In Blue Uniforms	6-1	9-7
In Orange Uniforms	2-3	3-6
In Black Uniforms	2-0	2-0
In November	6-1	10-2
In December	4-2	7-5
In January	6-2	12-5
In February	7-1	10-6
In March	0-0	4-3
In April	0-0	0-0
On Sunday	2-1	3-2
On Monday	1-0	2-0
On Tuesday	5-1	11-7
On Wednesday	2-1	4-3
On Thursday	5-0	6-0
On Friday	1-1	3-2
On Saturday	7-2	15-7

2016-17 Florida Men's Basketball
Florida Combined Team Statistics (as of Feb 25, 2017)
All games

RECORD:	OVERALL	HOME	AWAY	NEUTRAL
ALL GAMES	23-6	8-1	8-3	7-2
CONFERENCE	13-3	7-1	6-2	0-0
NON-CONFERENCE	10-3	1-0	2-1	7-2

#	Player	gp-gs	min	avg	Total		3-Point		F-Throw		Rebounds											
					fg-fga	fg%	3fg-fga	3fg%	ft-fa	ft%	off	def	tot	avg	pf	dq	a	to	blk	stl	pts	avg
05	Allen, KeVaughn	29-29	806	27.8	136-295	.461	63-158	.399	70-79	.886	8	68	76	2.6	44	0	43	39	7	36	405	14.0
24	Barry, Canyon	28-0	607	21.7	105-248	.423	37-106	.349	98-109	.899	27	56	83	3.0	31	0	16	24	9	17	345	12.3
01	Robinson, Devin	29-29	732	25.2	113-243	.465	34-88	.386	63-84	.750	55	118	173	6.0	65	3	18	30	22	28	323	11.1
00	Hill, Kasey	29-29	825	28.4	101-245	.412	6-33	.182	68-106	.642	13	70	83	2.9	64	2	139	89	4	52	276	9.5
15	Egbunu, John	24-19	534	22.3	64-130	.492	1-1	1.000	59-104	.567	59	99	158	6.6	61	1	7	42	36	8	188	7.8
23	Leon, Justin	29-29	645	22.2	72-171	.421	40-99	.404	29-38	.763	40	69	109	3.8	65	0	13	20	5	14	213	7.3
11	Chiozza, Chris	29-0	616	21.2	60-153	.392	23-80	.288	48-62	.774	11	78	89	3.1	64	1	111	43	0	41	191	6.6
13	Hayes, Kevarrius	29-10	476	16.4	63-99	.636	0-0	.000	56-82	.683	48	70	118	4.1	67	1	6	20	47	15	182	6.3
25	Stone, Keith	27-0	336	12.4	31-81	.383	12-39	.308	19-29	.655	24	33	57	2.1	38	1	15	15	7	9	93	3.4
02	Hester, Eric	18-0	110	6.1	15-23	.652	11-19	.579	2-4	.500	1	9	10	0.6	13	0	6	3	0	6	43	2.4
32	Rimmer, Schuyler	18-0	99	5.5	8-19	.421	0-1	.000	8-13	.615	8	9	17	0.9	18	0	1	5	4	1	24	1.3
12	Gak, Gorjok	10-0	40	4.0	5-8	.625	0-0	.000	1-4	.250	3	9	12	1.2	10	0	0	4	2	1	11	1.1
Team											48	47	95		1		9					
Total.....		29	5826		773-1715	.451	227-624	.364	521-714	.730	345	735	1080	37.2	541	9	375	343	143	228	2294	79.1
Opponents.....		29	5825		685-1679	.408	157-518	.303	393-560	.702	321	706	1027	35.4	619	-	278	451	87	158	1920	66.2

TEAM STATISTICS	UF	OPP
SCORING	2294	1920
Points per game	79.1	66.2
Scoring margin	+12.9	-
FIELD GOALS-ATT	773-1715	685-1679
Field goal pct	.451	.408
3 POINT FG-ATT	227-624	157-518
3-point FG pct	.364	.303
3-pt FG made per game	7.8	5.4
FREE THROWS-ATT	521-714	393-560
Free throw pct	.730	.702
F-Throws made per game	18.0	13.6
REBOUNDS	1080	1027
Rebounds per game	37.2	35.4
Rebounding margin	+1.8	-
ASSISTS	375	278
Assists per game	12.9	9.6
TURNOVERS	343	451
Turnovers per game	11.8	15.6
Turnover margin	+3.7	-
Assist/turnover ratio	1.1	0.6
STEALS	228	158
Steals per game	7.9	5.4
BLOCKS	143	87
Blocks per game	4.9	3.0
ATTENDANCE	95927	176807
Home games-Avg/Game	9-10659	11-11683
Neutral site-Avg/Game	-	9-5366

Score by Periods	1st	2nd	OT	Totals
Florida	1109	1172	13	2294
Opponents	863	1048	9	1920

	Date	Opponent		Score	Att.
1	11/11/16	vs FGCU	w	80-59	5212
1	11/13/16	vs Mercer	w	76-54	3716
2	11/17/16	vs St. Bonaventure	w	73-66	4133
3	11/21/16	vs Belmont	w	78-61	6650
4	11/24/16	vs Seton Hall	w	81-76	1949
4	11/25/16	vs Gonzaga	L	72-77	2941
4	11/27/16	vs Miami	w	65-56	1216
	12/1/16	at North Florida	w	91-60	4113
5	12/6/16	vs Duke	L	74-84	15294
	12/11/16	at Florida State	L	78-83	10029
6	12/17/16	vs Charlotte	w	87-46	7182
	12/21/16	LITTLE ROCK	w	94-71	10655
*	12/29/16	at Arkansas	w	81-72	20355
*	1/3/17	OLE MISS	w	70-63	10423
*	1/7/17	TENNESSEE	w	83-70	10843
*	1/10/17	at Alabama	w	80-67	12923
*	1/14/17	GEORGIA	Wot	80-76	10376
*	1/18/17	at South Carolina	L	53-57	15638
*	1/21/17	VANDERBILT	L	66-68	10523
*	1/25/17	at LSU	w	106-71	7009
	1/28/17	at Oklahoma	w	84-52	10859
*	2/2/17	MISSOURI	w	93-54	10153
*	2/4/17	KENTUCKY	w	88-66	11171
*	2/7/17	at Georgia	w	72-60	7605
*	2/11/17	TEXAS A&M	w	71-62	10732
*	2/14/17	at Auburn	w	114-95	7572
*	2/18/17	at Mississippi State	w	57-52	7980
*	2/21/17	SOUTH CAROLINA	w	81-66	11051
*	2/25/17	at Kentucky	L	66-76	24431

* = Conference game

1 = Jacksonville Veterans Memorial Arena; Jacksonville, Fla.

2 = The Lakeland Center; Lakeland, Fla.

3 = Amalie Arena; Tampa, Fla.

4 = HP Field House; Orlando, Fla.; AdvoCare Invitational

5 = Madison Square Garden; New York, N.Y.; Jimmy V Classic

6 = BB&T Center; Sunrise, Fla.; Orange Bowl Classic

2016-17 Florida Men's Basketball
Florida Combined Team Statistics (as of Feb 25, 2017)
Conference games

RECORD:	OVERALL	HOME	AWAY	NEUTRAL
ALL GAMES	13-3	7-1	6-2	0-0
CONFERENCE	13-3	7-1	6-2	0-0
NON-CONFERENCE	0-0	0-0	0-0	0-0

##	Player	gp-gs	min	avg	Total	3-Point	F-Throw	Rebounds	pf	dq	a	to	blk	stl	pts	avg
					fg-fga	fg%	3fg-fga	3fg%	ft-fa	ft%	off	def	tot	avg		
05	Allen, KeVaughn	16-16	453	28.3	73-154	.474	39-93	.419	49-55	.891	3	43	46	2.9	24	0
24	Barry, Canyon	15-0	324	21.6	58-131	.443	23-60	.383	51-55	.927	10	26	36	2.4	20	0
01	Robinson, Devin	16-16	420	26.3	59-145	.407	20-58	.345	23-35	.657	32	67	99	6.2	37	1
00	Hill, Kasey	16-16	459	28.7	56-141	.397	3-15	.200	37-62	.597	5	39	44	2.8	37	1
23	Leon, Justin	16-16	366	22.9	42-106	.396	25-65	.385	21-25	.840	19	42	61	3.8	36	0
11	Chiozza, Chris	16-0	364	22.8	39-95	.411	15-49	.306	24-32	.750	6	52	58	3.6	30	0
15	Egbunu, John	13-8	266	20.5	33-57	.579	0-0	.000	25-48	.521	25	49	74	5.7	32	1
13	Hayes, Kevarrus	16-8	275	17.2	34-50	.680	0-0	.000	30-44	.682	27	37	64	4.0	41	1
25	Stone, Keith	14-0	174	12.4	14-41	.341	7-25	.280	9-17	.529	14	15	29	2.1	26	1
02	Hester, Eric	9-0	50	5.6	9-11	.818	8-10	.800	1-2	.500	1	5	6	0.7	5	0
32	Rimmer, Schuyler	11-0	66	6.0	5-15	.333	0-0	.000	5-8	.625	6	4	10	0.9	13	0
12	Gak, Gorjok	2-0	9	4.5	1-2	.500	0-0	.000	0-2	.000	2	2	4	2.0	1	0
Team											32	26	58		7	
Total.....		16	3226		423-948	.446	140-375	.373	275-385	.714	182	407	589	36.8	302	5
Opponents.....		16	3225		379-926	.409	83-279	.297	234-331	.707	172	407	579	36.2	339	-

TEAM STATISTICS	UF	OPP	Date	Opponent	Score	Att.
SCORING	1261	1075	* 12/29/16	at Arkansas	w 81-72	20355
Points per game	78.8	67.2	* 1/3/17	OLE MISS	w 70-63	10423
Scoring margin	+11.6	-	* 1/7/17	TENNESSEE	w 83-70	10843
FIELD GOALS-ATT	423-948	379-926	* 1/10/17	at Alabama	w 80-67	12923
Field goal pct	.446	.409	* 1/14/17	GEORGIA	wot 80-76	10376
3 POINT FG-ATT	140-375	83-279	* 1/18/17	at South Carolina	L 53-57	15638
3-point FG pct	.373	.297	* 1/21/17	VANDERBILT	L 66-68	10523
3-pt FG made per game	8.8	5.2	* 1/25/17	at LSU	w 106-71	7009
FREE THROWS-ATT	275-385	234-331	* 2/2/17	MISSOURI	w 93-54	10153
Free throw pct	.714	.707	* 2/4/17	KENTUCKY	w 88-66	11171
F-Throws made per game	17.2	14.6	* 2/7/17	at Georgia	w 72-60	7605
REBOUNDS	589	579	* 2/11/17	TEXAS A&M	w 71-62	10732
Rebounds per game	36.8	36.2	* 2/14/17	at Auburn	w 114-95	7572
Rebounding margin	+0.6	-	* 2/18/17	at Mississippi State	w 57-52	7980
ASSISTS	211	164	* 2/21/17	SOUTH CAROLINA	w 81-66	11051
Assists per game	13.2	10.3	* 2/25/17	at Kentucky	L 66-76	24431
TURNOVERS	196	244	* = Conference game			
Turnovers per game	12.3	15.3	1 = Jacksonville Veterans Memorial Arena; Jacksonville, Fla.			
Turnover margin	+3.0	-	2 = The Lakeland Center; Lakeland, Fla.			
Assist/turnover ratio	1.1	0.7	3 = Amalie Arena; Tampa, Fla.			
STEALS	125	97	4 = HP Field House; Orlando, Fla.; AdvoCare Invitational			
Steals per game	7.8	6.1	5 = Madison Square Garden; New York, N.Y.; Jimmy V Classic			
BLOCKS	68	49	6 = BB&T Center; Sunrise, Fla.; Orange Bowl Classic			
Blocks per game	4.3	3.1				
ATTENDANCE	85272	103513				
Home games-Avg/Game	8-10659	8-12939				
Neutral site-Avg/Game	-	0-0				

Score by Periods	1st	2nd	OT	Totals
Florida	590	658	13	1261
Opponents	475	591	9	1075

2016-17 Florida Men's Basketball
Florida Category Leaders (as of Feb 25, 2017)
All games

Points	G	Pts	Pts/G
Allen, KeVaughn	29	405	14.0
Barry, Canyon	28	345	12.3
Robinson, Devin	29	323	11.1
Hill, Kasey	29	276	9.5
Leon, Justin	29	213	7.3
Chiozza, Chris	29	191	6.6
Egbunu, John	24	188	7.8
Hayes, Kavarrius	29	182	6.3
Stone, Keith	27	93	3.4
Hester, Eric	18	43	2.4
Rimmer, Schuyler	18	24	1.3
Gak, Gorjok	10	11	1.1

FG Percentage	FG	Att	Pct
Hester, Eric	15	23	.652
Hayes, Kavarrius	63	99	.636
Gak, Gorjok	5	8	.625
Egbunu, John	64	130	.492
Robinson, Devin	113	243	.465
Allen, KeVaughn	136	295	.461
Barry, Canyon	105	248	.423
Leon, Justin	72	171	.421
Rimmer, Schuyler	8	19	.421
Hill, Kasey	101	245	.412
Chiozza, Chris	60	153	.392
Stone, Keith	31	81	.383

3-Point Percentage	3FG	Att	Pct
Egbunu, John	1	1	1.000
Hester, Eric	11	19	.579
Leon, Justin	40	99	.404
Allen, KeVaughn	63	158	.399
Robinson, Devin	34	88	.386
Barry, Canyon	37	106	.349
Stone, Keith	12	39	.308
Chiozza, Chris	23	80	.288
Hill, Kasey	6	33	.182
Rimmer, Schuyler	0	1	.000

Free Throw Percent	FG	Att	Pct
Barry, Canyon	98	109	.899
Allen, KeVaughn	70	79	.886
Chiozza, Chris	48	62	.774
Leon, Justin	29	38	.763
Robinson, Devin	63	84	.750
Hayes, Kavarrius	56	82	.683
Stone, Keith	19	29	.655
Hill, Kasey	68	106	.642
Rimmer, Schuyler	8	13	.615
Egbunu, John	59	104	.567
Hester, Eric	2	4	.500
Gak, Gorjok	1	4	.250

Scoring Average	G	Pts	Avg/G
Allen, KeVaughn	29	405	14.0
Barry, Canyon	28	345	12.3
Robinson, Devin	29	323	11.1
Hill, Kasey	29	276	9.5
Egbunu, John	24	188	7.8
Leon, Justin	29	213	7.3
Chiozza, Chris	29	191	6.6
Hayes, Kavarrius	29	182	6.3
Stone, Keith	27	93	3.4
Hester, Eric	18	43	2.4
Rimmer, Schuyler	18	24	1.3
Gak, Gorjok	10	11	1.1

Field Goal Attempts	G	Att	Att/G
Allen, KeVaughn	29	295	10.2
Barry, Canyon	28	248	8.9
Hill, Kasey	29	245	8.4
Robinson, Devin	29	243	8.4
Leon, Justin	29	171	5.9

Field Goals Made	G	Made	Made/G
Allen, KeVaughn	29	136	4.7
Robinson, Devin	29	113	3.9
Barry, Canyon	28	105	3.8
Hill, Kasey	29	101	3.5
Leon, Justin	29	72	2.5

3-Point FG Attempts	G	Att	Att/G
Allen, KeVaughn	29	158	5.4
Barry, Canyon	28	106	3.8
Leon, Justin	29	99	3.4
Robinson, Devin	29	88	3.0
Chiozza, Chris	29	80	2.8

3-Point FG Made	G	Made	Made/G
Allen, KeVaughn	29	63	2.2
Leon, Justin	29	40	1.4
Barry, Canyon	28	37	1.3
Robinson, Devin	29	34	1.2
Chiozza, Chris	29	23	0.8

Free Throw Attempts	G	Att	Att/G
Barry, Canyon	28	109	3.9
Hill, Kasey	29	106	3.7
Egbunu, John	24	104	4.3
Robinson, Devin	29	84	2.9
Hayes, Kavarrius	29	82	2.8

Free Throws Made	G	Made	Made/G
Barry, Canyon	28	98	3.5
Allen, KeVaughn	29	70	2.4
Hill, Kasey	29	68	2.3
Robinson, Devin	29	63	2.2
Egbunu, John	24	59	2.5

2016-17 Florida Men's Basketball
Florida Category Leaders (as of Feb 25, 2017)
All games

Rebounds	G	Reb	Reb/G
Robinson, Devin	29	173	6.0
Egbunu, John	24	158	6.6
Hayes, Kavarrius	29	118	4.1
Leon, Justin	29	109	3.8
Chiozza, Chris	29	89	3.1

Rebound Average	G	Reb	Avg/G
Egbunu, John	24	158	6.6
Robinson, Devin	29	173	6.0
Hayes, Kavarrius	29	118	4.1
Leon, Justin	29	109	3.8
Chiozza, Chris	29	89	3.1

Offensive Rebounds	G	No.	Avg/G
Egbunu, John	24	59	2.5
Robinson, Devin	29	55	1.9
Hayes, Kavarrius	29	48	1.7
Leon, Justin	29	40	1.4
Barry, Canyon	28	27	1.0

Defensive Rebounds	G	No.	Avg/G
Robinson, Devin	29	118	4.1
Egbunu, John	24	99	4.1
Chiozza, Chris	29	78	2.7
Hayes, Kavarrius	29	70	2.4
Hill, Kasey	29	70	2.4

Fouls	G	No.	Per/G
Hayes, Kavarrius	29	67	2.3
Leon, Justin	29	65	2.2
Robinson, Devin	29	65	2.2
Chiozza, Chris	29	64	2.2
Hill, Kasey	29	64	2.2

Foulouts	G	No.
Robinson, Devin	29	3
Hill, Kasey	29	2
Chiozza, Chris	29	1
Stone, Keith	27	1
Egbunu, John	24	1
Hayes, Kavarrius	29	1

Assists	G	No.	Ast/G
Hill, Kasey	29	139	4.8
Chiozza, Chris	29	111	3.8
Allen, KeVaughn	29	43	1.5
Robinson, Devin	29	18	0.6
Barry, Canyon	28	16	0.6

Steals	G	No.	Stl/G
Hill, Kasey	29	52	1.8
Chiozza, Chris	29	41	1.4
Allen, KeVaughn	29	36	1.2
Robinson, Devin	29	28	1.0
Barry, Canyon	28	17	0.6

Blocked Shots	G	No.	Blk/G
Hayes, Kavarrius	29	47	1.6
Egbunu, John	24	36	1.5
Robinson, Devin	29	22	0.8
Barry, Canyon	28	9	0.3
Stone, Keith	27	7	0.3
Allen, KeVaughn	29	7	0.2

Minutes	G	No.	Min/G
Hill, Kasey	29	825	28.4
Allen, KeVaughn	29	806	27.8
Robinson, Devin	29	732	25.2
Leon, Justin	29	645	22.2
Chiozza, Chris	29	616	21.2

Turnovers	G	No.	TO/G
Hill, Kasey	29	89	3.1
Chiozza, Chris	29	43	1.5
Egbunu, John	24	42	1.8
Allen, KeVaughn	29	39	1.3
Robinson, Devin	29	30	1.0

2016-17 Florida Men's Basketball
Florida Team Game-by-Game Comparison (as of Feb 25, 2017)
All games

Opponent	1st	2nd	Score	Mar	Total FG	FG Pct	3-Pointers	3FG Pct	Free Throws	FT Pct	Rebounds	Assist	T/Over	Block	Steal	Fouls
FGCU	40/35	40/24	80-59	+21	28-62/23-59	.452/.390	4-15/8-20	.267/.400	20-26/5-11	.769/.455	41/38 +3	11/8	7/19	9/2	13/1	16/22
Mercer	36/14	40/40	76-54	+22	22-61/19-51	.361/.373	8-25/7-19	.320/.368	24-30/9-17	.800/.529	47/32 +15	14/9	13/17	6/4	6/6	18/31
St. Bonaventure	38/32	35/34	73-66	+7	23-56/24-63	.411/.381	8-17/9-27	.471/.333	19-29/9-14	.655/.643	41/36 +5	10/8	17/17	6/8	7/8	15/23
Belmont	38/26	40/35	78-61	+17	27-59/20-51	.458/.392	5-21/7-27	.238/.259	19-24/14-22	.792/.636	33/35 (2)	12/11	12/21	5/0	11/3	23/18
Seton Hall	39/40	42/36	81-76	+5	26-58/27-63	.448/.429	8-24/5-14	.333/.357	21-29/17-25	.724/.680	38/40 (2)	8/8	12/12	7/1	4/5	25/26
Gonzaga	37/32	35/45	72-77	(5)	24-65/30-58	.369/.517	2-19/7-16	.105/.438	22-24/10-14	.917/.714	34/38 (4)	9/12	8/16	6/3	7/6	17/24
Miami	34/30	31/26	65-56	+9	24-52/23-61	.462/.377	3-9/4-14	.333/.286	14-20/6-9	.700/.667	33/37 (4)	11/8	9/13	11/2	9/4	15/16
North Florida	45/25	46/35	91-60	+31	31-53/20-53	.585/.377	9-19/6-22	.474/.273	20-28/14-19	.714/.737	32/29 +3	17/2	12/20	3/3	8/4	18/21
Duke	31/41	43/43	74-84	(10)	26-61/32-61	.426/.525	6-11/7-17	.545/.412	16-23/13-14	.696/.929	32/35 (3)	10/16	13/13	8/6	6/8	17/18
Florida State	34/36	44/47	78-83	(5)	29-62/27-59	.468/.458	4-16/4-15	.250/.267	16-25/25-33	.640/.758	33/42 (9)	9/10	9/14	2/4	5/4	24/17
Charlotte	48/22	39/24	87-46	+41	29-58/14-51	.500/.275	6-21/4-16	.286/.250	23-30/14-21	.767/.667	44/23 +21	17/7	13/20	4/0	13/7	18/22
LITTLE ROCK	56/27	38/44	94-71	+23	34-57/29-58	.596/.500	16-31/5-16	.516/.313	10-13/8-11	.769/.727	33/24 +9	20/11	13/13	3/2	8/3	13/16
Arkansas	44/35	37/37	81-72	+9	30-67/25-61	.448/.410	9-26/6-15	.346/.400	12-21/16-20	.571/.800	37/37 -	13/12	9/13	6/6	6/4	17/19
OLE MISS	35/21	35/42	70-63	+7	25-60/24-47	.417/.511	9-25/5-19	.360/.263	11-21/10-13	.524/.769	28/34 (6)	10/8	10/21	1/3	11/10	15/20
TENNESSEE	32/33	51/37	83-70	+13	28-56/27-54	.500/.500	9-20/6-14	.450/.429	18-26/10-13	.692/.769	31/31 -	13/10	11/19	3/1	10/6	16/22
Alabama	38/31	42/36	80-67	+13	25-53/23-50	.472/.460	6-17/5-13	.353/.385	24-32/16-32	.750/.500	30/37 (7)	11/8	12/18	4/4	9/5	22/24
GEORGIA	32/33	35/34	80-76	+4	22-55/28-58	.400/.483	9-23/4-16	.391/.250	27-35/16-21	.771/.762	32/41 (9)	13/15	13/18	3/0	9/7	22/27
South Carolina	28/21	25/36	53-57	(4)	19-54/15-51	.352/.294	0-17/4-13	.000/.308	15-28/23-34	.536/.676	37/41 (4)	8/8	16/15	5/6	9/7	27/28
VANDERBILT	32/27	34/41	66-68	(2)	26-58/23-50	.448/.460	8-26/10-25	.308/.400	6-8/12-13	.750/.923	32/30 +2	12/11	12/13	4/2	6/5	14/16
LSU	58/33	48/38	106-71	+35	36-64/28-64	.563/.438	19-33/2-17	.576/.118	15-23/13-19	.652/.684	39/31 +8	24/15	12/11	4/1	6/5	21/19
Oklahoma	43/28	41/24	84-52	+32	27-63/18-65	.429/.277	8-21/1-16	.381/.063	22-28/15-19	.786/.789	50/39 +11	16/4	9/12	5/3	6/2	20/26
MISSOURI	48/20	45/34	93-54	+39	30-66/19-63	.455/.302	11-28/8-21	.393/.381	22-27/8-15	.815/.533	56/32 +24	16/7	11/13	7/0	7/8	13/21
KENTUCKY	34/26	54/40	88-66	+22	30-62/23-61	.484/.377	10-26/6-18	.385/.333	18-29/14-23	.621/.609	54/29 +25	18/7	17/13	7/3	5/7	23/24
Georgia	35/33	37/27	72-60	+12	26-64/21-63	.406/.333	7-21/6-18	.333/.333	13-16/12-16	.813/.750	39/45 (6)	10/10	8/16	7/6	12/2	19/19
TEXAS A&M	29/27	42/35	71-62	+9	22-56/24-61	.393/.393	8-27/4-18	.296/.222	19-25/10-11	.760/.909	34/40 (6)	15/9	14/20	2/6	10/11	12/21
Auburn	50/50	64/45	114-95	+19	33-59/31-73	.559/.425	11-19/6-21	.579/.286	37-42/27-39	.881/.692	34/35 (1)	18/15	13/11	3/5	7/3	28/25
Mississippi State	32/24	25/28	57-52	+5	20-52/22-61	.385/.361	5-18/2-23	.278/.087	12-19/6-13	.632/.462	42/38 +4	5/8	16/12	6/3	3/7	10/19
SOUTH CAROLINA	35/33	46/33	81-66	+15	25-51/22-56	.490/.393	9-19/3-14	.474/.214	22-27/19-22	.815/.864	34/30 +4	13/8	16/15	4/1	9/7	21/22
Kentucky	28/28	38/48	66-76	(10)	26-71/24-53	.366/.453	10-30/6-14	.333/.429	4-6/22-27	.667/.815	30/48 (18)	12/13	6/16	2/2	6/3	22/13

Note: Game totals are displayed in the format TEAM/OPPONENT for each category

2016-17 Florida Men's Basketball
Florida Team Game-by-Game (as of Feb 25, 2017)
All games

TEAM STATISTICS

Opponent	Date	Score		Total		3-Pointers		Free throws		Rebounds										
				fg-fga	pct	3fg-fga	pct	ft-fta	pct	off	def	tot	avg	pf	a	t/o	blk	stl	pts	avg
vs FGCU	11/11/16	80-59	W	28-62	.452	4-15	.267	20-26	.769	15	26	41	41.0	16	11	7	9	13	80	80.0
vs Mercer	11/13/16	76-54	W	22-61	.361	8-25	.320	24-30	.800	20	27	47	44.0	18	14	13	6	6	76	78.0
vs St. Bonaventure	11/17/16	73-66	W	23-56	.411	8-17	.471	19-29	.655	16	25	41	43.0	15	10	17	6	7	73	76.3
vs Belmont	11/21/16	78-61	W	27-59	.458	5-21	.238	19-24	.792	9	24	33	40.5	23	12	12	5	11	78	76.8
vs Seton Hall	11/24/16	81-76	W	26-58	.448	8-24	.333	21-29	.724	12	26	38	40.0	25	8	12	7	4	81	77.6
vs Gonzaga	11/25/16	72-77	L	24-65	.369	2-19	.105	22-24	.917	16	18	34	39.0	17	9	8	6	7	72	76.7
vs Miami	11/27/16	65-56	W	24-52	.462	3-9	.333	14-20	.700	9	24	33	38.1	15	11	9	11	9	65	75.0
at North Florida	12/1/16	91-60	W	31-53	.585	9-19	.474	20-28	.714	7	25	32	37.4	18	17	12	3	8	91	77.0
vs Duke	12/6/16	74-84	L	26-61	.426	6-11	.545	16-23	.696	13	19	32	36.8	17	10	13	8	6	74	76.7
at Florida State	12/11/16	78-83	L	29-62	.468	4-16	.250	16-25	.640	9	24	33	36.4	24	9	9	2	5	78	76.8
vs Charlotte	12/17/16	87-46	W	29-58	.500	6-21	.286	23-30	.767	14	30	44	37.1	18	17	13	4	13	87	77.7
LITTLE ROCK	12/21/16	94-71	W	34-57	.596	16-31	.516	10-13	.769	10	23	33	36.8	13	20	13	3	8	94	79.1
at Arkansas	12/29/16	81-72	W	30-67	.448	9-26	.346	12-21	.571	16	21	37	36.8	17	13	9	6	6	81	79.2
OLE MISS	1/3/17	70-63	W	25-60	.417	9-25	.360	11-21	.524	12	16	28	36.1	15	10	10	1	11	70	78.6
TENNESSEE	1/7/17	83-70	W	28-56	.500	9-20	.450	18-26	.692	11	20	31	35.8	16	13	11	3	10	83	78.9
at Alabama	1/10/17	80-67	W	25-53	.472	6-17	.353	24-32	.750	6	24	30	35.4	22	11	12	4	9	80	78.9
GEORGIA	1/14/17	80-76	Wot	22-55	.400	9-23	.391	27-35	.771	8	24	32	35.2	22	13	13	3	9	80	79.0
at South Carolina	1/18/17	53-57	L	19-54	.352	0-17	.000	15-28	.536	13	24	37	35.3	27	8	16	5	9	53	77.6
VANDERBILT	1/21/17	66-68	L	26-58	.448	8-26	.308	6-8	.750	12	20	32	35.2	14	12	12	4	6	66	76.9
at LSU	1/25/17	106-71	W	36-64	.563	19-33	.576	15-23	.652	10	29	39	35.3	21	24	12	4	6	106	78.4
at Oklahoma	1/28/17	84-52	W	27-63	.429	8-21	.381	22-28	.786	13	37	50	36.0	20	16	9	5	6	84	78.7
MISSOURI	2/2/17	93-54	W	30-66	.455	11-28	.393	22-27	.815	18	38	56	37.0	13	16	11	7	7	93	79.3
KENTUCKY	2/4/17	88-66	W	30-62	.484	10-26	.385	18-29	.621	17	37	54	37.7	23	18	17	7	5	88	79.7
at Georgia	2/7/17	72-60	W	26-64	.406	7-21	.333	13-16	.813	7	32	39	37.8	19	10	8	7	12	72	79.4
TEXAS A&M	2/11/17	71-62	W	22-56	.393	8-27	.296	19-25	.760	10	24	34	37.6	12	15	14	2	10	71	79.0
at Auburn	2/14/17	114-95	W	33-59	.559	11-19	.579	37-42	.881	10	24	34	37.5	28	18	13	3	7	114	80.4
at Mississippi State	2/18/17	57-52	W	20-52	.385	5-18	.278	12-19	.632	11	31	42	37.6	10	5	16	6	3	57	79.5
SOUTH CAROLINA	2/21/17	81-66	W	25-51	.490	9-19	.474	22-27	.815	10	24	34	37.5	21	13	16	4	9	81	79.6
at Kentucky	2/25/17	66-76	L	26-71	.366	10-30	.333	4-6	.667	11	19	30	37.2	22	12	6	2	6	66	79.1
Florida		2294		773-1715	.451	227-624	.364	521-714	.730	345	735	1080	37.2	541	375	343	143	228	2294	79.1
Opponents		1920		685-1679	.408	157-518	.303	393-560	.702	321	706	1027	35.4	619	278	451	87	158	1920	66.2

Games played: 29
Points/game: 79.1
FG Pct: 45.1
3FG Pct: 36.4
FT Pct: 73.0

Rebounds/game: 37.2
Assists/game: 12.9
Turnovers/game: 11.8
Assist/turnover ratio: 1.1
Steals/game: 7.9
Blocks/game: 4.9

2016-17 Florida Men's Basketball
Florida Opponent Game-by-Game (as of Feb 25, 2017)
All games

OPPONENT STATISTICS

Opponent	Date	Score		Total		3-Pointers		Free throws		Rebounds										
				fg-fga	pct	3fg-fga	pct	ft-fta	pct	off	def	tot	avg	pf	a	t/o	blk	stl	pts	avg
vs FGCU	11/11/16	80-59	W	23-59	.390	8-20	.400	5-11	.455	14	24	38	38.0	22	8	19	2	1	59	59.0
vs Mercer	11/13/16	76-54	W	19-51	.373	7-19	.368	9-17	.529	10	22	32	35.0	31	9	17	4	6	54	56.5
vs St. Bonaventure	11/17/16	73-66	W	24-63	.381	9-27	.333	9-14	.643	15	21	36	35.3	23	8	17	8	8	66	59.7
vs Belmont	11/21/16	78-61	W	20-51	.392	7-27	.259	14-22	.636	11	24	35	35.2	18	11	21	0	3	61	60.0
vs Seton Hall	11/24/16	81-76	W	27-63	.429	5-14	.357	17-25	.680	15	25	40	36.2	26	8	12	1	5	76	63.2
vs Gonzaga	11/25/16	72-77	L	30-58	.517	7-16	.438	10-14	.714	12	26	38	36.5	24	12	16	3	6	77	65.5
vs Miami	11/27/16	65-56	W	23-61	.377	4-14	.286	6-9	.667	16	21	37	36.6	16	8	13	2	4	56	64.1
at North Florida	12/1/16	91-60	W	20-53	.377	6-22	.273	14-19	.737	10	19	29	35.6	21	2	20	3	4	60	63.6
vs Duke	12/6/16	74-84	L	32-61	.525	7-17	.412	13-14	.929	10	25	35	35.6	18	16	13	6	8	84	65.9
at Florida State	12/11/16	78-83	L	27-59	.458	4-15	.267	25-33	.758	11	31	42	36.2	17	10	14	4	4	83	67.6
vs Charlotte	12/17/16	87-46	W	14-51	.275	4-16	.250	14-21	.667	6	17	23	35.0	22	7	20	0	7	46	65.6
LITTLE ROCK	12/21/16	94-71	W	29-58	.500	5-16	.313	8-11	.727	8	16	24	34.1	16	11	13	2	3	71	66.1
at Arkansas	12/29/16	81-72	W	25-61	.410	6-15	.400	16-20	.800	11	26	37	34.3	19	12	13	6	4	72	66.5
OLE MISS	1/3/17	70-63	W	24-47	.511	5-19	.263	10-13	.769	7	27	34	34.3	20	8	21	3	10	63	66.3
TENNESSEE	1/7/17	83-70	W	27-54	.500	6-14	.429	10-13	.769	9	22	31	34.1	22	10	19	1	6	70	66.5
at Alabama	1/10/17	80-67	W	23-50	.460	5-13	.385	16-32	.500	10	27	37	34.2	24	8	18	4	5	67	66.6
GEORGIA	1/14/17	80-76	Wot	28-58	.483	4-16	.250	16-21	.762	11	30	41	34.6	27	15	18	0	7	76	67.1
at South Carolina	1/18/17	53-57	L	15-51	.294	4-13	.308	23-34	.676	12	29	41	35.0	28	8	15	6	7	57	66.6
VANDERBILT	1/21/17	66-68	L	23-50	.460	10-25	.400	12-13	.923	8	22	30	34.7	16	11	13	2	5	68	66.6
at LSU	1/25/17	106-71	W	28-64	.438	2-17	.118	13-19	.684	9	22	31	34.5	19	15	11	1	5	71	66.8
at Oklahoma	1/28/17	84-52	W	18-65	.277	1-16	.063	15-19	.789	11	28	39	34.8	26	4	12	3	2	52	66.1
MISSOURI	2/2/17	93-54	W	19-63	.302	8-21	.381	8-15	.533	11	21	32	34.6	21	7	13	0	8	54	65.6
KENTUCKY	2/4/17	88-66	W	23-61	.377	6-18	.333	14-23	.609	6	23	29	34.4	24	7	13	3	7	66	65.6
at Georgia	2/7/17	72-60	W	21-63	.333	6-18	.333	12-16	.750	12	33	45	34.8	19	10	16	6	2	60	65.4
TEXAS A&M	2/11/17	71-62	W	24-61	.393	4-18	.222	10-11	.909	13	27	40	35.0	21	9	20	6	11	62	65.2
at Auburn	2/14/17	114-95	W	31-73	.425	6-21	.286	27-39	.692	18	17	35	35.0	25	15	11	5	3	95	66.4
at Mississippi State	2/18/17	57-52	W	22-61	.361	2-23	.087	6-13	.462	12	26	38	35.1	19	8	12	3	7	52	65.9
SOUTH CAROLINA	2/21/17	81-66	W	22-56	.393	3-14	.214	19-22	.864	11	19	30	35.0	22	8	15	1	7	66	65.9
at Kentucky	2/25/17	66-76	L	24-53	.453	6-14	.429	22-27	.815	12	36	48	35.4	13	13	16	2	3	76	66.2
Opponents		1920		685-1679	.408	157-518	.303	393-560	.702	321	706	1027	35.4	619	278	451	87	158	1920	66.2
Florida		2294		773-1715	.451	227-624	.364	521-714	.730	345	735	1080	37.2	541	375	343	143	228	2294	79.1

Games played: 29
Points/game: 66.2
FG Pct: 40.8
3FG Pct: 30.3
FT Pct: 70.2

Rebounds/game: 35.4
Assists/game: 9.6
Turnovers/game: 15.6
Assist/turnover ratio: 0.6
Steals/game: 5.4
Blocks/game: 3.0

2016-17 Florida Men's Basketball
Florida Points-Rebounds-Assists (as of Feb 25, 2017)
All games

Opponent	Date	Score		00	01	02	05	11	12	13
				HILL,KASEY	ROBINSON,D	HESTER,ERI	ALLEN,KEVA	CHIOZZA,CH	GAK,GORJOK	HAYES,KEVA
vs FGCU	11/11/16	80-59	w	11-3-4	14-6-0	0-1-0	6-2-2	6-2-4	0-0-0	9-5-1
vs Mercer	11/13/16	76-54	w	6-3-2	12-9-1	1-0-0	13-3-5	4-1-2	1-2-0	4-4-0
vs St. Bonaventure	11/17/16	73-66	w	4-2-4	14-7-1	DNP	16-3-1	6-4-2	DNP	3-3-0
vs Belmont	11/21/16	78-61	w	5-1-5	11-4-2	0-0-0	14-1-0	8-2-1	0-2-0	7-4-0
vs Seton Hall	11/24/16	81-76	w	6-2-2	5-3-1	DNP	21-6-1	14-1-2	0-0-0	0-0-0
vs Gonzaga	11/25/16	72-77	L	8-4-7	18-5-0	DNP	15-1-0	0-3-1	DNP	2-2-0
vs Miami	11/27/16	65-56	w	16-2-3	10-5-1	0-0-0	9-2-1	0-3-5	DNP	4-2-0
at North Florida	12/1/16	91-60	w	5-2-5	10-6-0	3-0-1	5-2-1	16-4-9	4-2-0	8-3-0
vs Duke	12/6/16	74-84	L	13-7-6	11-4-1	DNP	21-0-0	2-1-1	DNP	2-2-0
at Florida State	12/11/16	78-83	L	21-3-3	8-5-0	0-0-0	16-0-0	6-3-4	DNP	4-7-0
vs Charlotte	12/17/16	87-46	w	6-4-5	15-9-1	7-0-1	8-2-3	9-3-4	0-2-0	9-5-0
LITTLE ROCK	12/21/16	94-71	w	11-2-11	21-7-2	3-1-0	19-5-3	3-3-3	2-0-0	12-8-0
at Arkansas	12/29/16	81-72	w	10-2-6	17-7-0	DNP	21-2-0	5-0-4	DNP	10-6-0
OLE MISS	1/3/17	70-63	w	8-5-5	11-0-0	DNP	14-5-1	1-2-3	DNP	4-5-0
TENNESSEE	1/7/17	83-70	w	7-2-7	4-2-0	DNP	23-5-1	2-3-2	DNP	3-2-0
at Alabama	1/10/17	80-67	w	13-5-4	8-6-0	DNP	6-1-2	8-1-2	DNP	8-4-0
GEORGIA	1/14/17	80-76	w	11-0-4	5-2-2	0-0-0	9-1-2	2-2-4	DNP	2-3-0
at South Carolina	1/18/17	53-57	L	11-1-2	8-10-0	0-0-0	1-2-0	4-4-4	DNP	6-2-0
VANDERBILT	1/21/17	66-68	L	5-2-7	12-6-0	DNP	29-1-0	0-1-2	DNP	2-3-0
at LSU	1/25/17	106-71	w	6-2-3	24-8-2	16-3-4	11-0-2	9-5-10	0-2-0	12-2-1
at Oklahoma	1/28/17	84-52	w	12-4-8	13-4-0	2-2-0	8-3-1	0-1-4	2-0-0	20-9-2
MISSOURI	2/2/17	93-54	w	11-5-4	9-11-1	8-0-0	15-3-0	12-12-10	2-2-0	8-5-0
KENTUCKY	2/4/17	88-66	w	21-5-6	16-9-0	3-2-0	12-4-3	2-9-9	DNP	5-5-0
at Georgia	2/7/17	72-60	w	12-2-5	6-2-0	DNP	7-3-1	15-4-2	DNP	5-3-1
TEXAS A&M	2/11/17	71-62	w	3-3-3	4-3-1	0-0-0	8-3-5	11-4-5	DNP	4-1-0
at Auburn	2/14/17	114-95	w	11-2-12	14-6-1	0-1-0	17-3-1	11-1-1	DNP	9-3-1
at Mississippi State	2/18/17	57-52	w	9-5-1	0-10-0	0-0-0	11-4-2	14-2-2	DNP	9-10-0
SOUTH CAROLINA	2/21/17	81-66	w	10-2-2	14-6-1	DNP	26-7-3	12-3-4	DNP	7-6-0
at Kentucky	2/25/17	66-76	L	4-1-3	9-11-0	0-0-0	24-2-2	9-5-5	DNP	4-4-0

Opponent	Date	Score		15	23	24	25	32
				EGBUNU,JOH	LEON,JUSTI	BARRY,CANY	STONE,KEIT	RIMMER,SCH
vs FGCU	11/11/16	80-59	w	13-8-0	8-3-0	13-6-0	0-2-0	0-0-0
vs Mercer	11/13/16	76-54	w	6-8-0	17-5-1	7-4-0	2-3-3	3-0-0
vs St. Bonaventure	11/17/16	73-66	w	8-10-1	6-3-0	16-5-1	0-0-0	DNP
vs Belmont	11/21/16	78-61	w	12-8-1	0-5-1	17-2-0	4-1-2	0-1-0
vs Seton Hall	11/24/16	81-76	w	8-10-0	7-7-0	20-6-2	0-0-0	DNP
vs Gonzaga	11/25/16	72-77	L	12-7-0	5-4-0	12-5-1	0-0-0	DNP
vs Miami	11/27/16	65-56	w	7-4-0	4-2-0	0-2-1	15-8-0	DNP
at North Florida	12/1/16	91-60	w	7-5-0	13-1-0	12-4-0	8-1-1	0-1-0
vs Duke	12/6/16	74-84	L	9-12-0	7-3-1	6-1-1	3-1-0	DNP
at Florida State	12/11/16	78-83	L	8-5-0	7-1-1	6-2-1	2-3-0	DNP
vs Charlotte	12/17/16	87-46	w	DNP	4-6-1	16-4-2	10-4-0	3-4-0
LITTLE ROCK	12/21/16	94-71	w	DNP	0-0-0	15-1-0	5-2-0	3-1-1
at Arkansas	12/29/16	81-72	w	5-11-1	6-4-0	2-1-2	5-0-0	0-0-0
OLE MISS	1/3/17	70-63	w	7-5-0	5-1-0	20-2-0	0-1-1	DNP
TENNESSEE	1/7/17	83-70	w	2-0-0	19-6-0	15-4-2	5-1-1	3-3-0
at Alabama	1/10/17	80-67	w	6-2-0	4-0-0	13-4-1	14-2-2	DNP
GEORGIA	1/14/17	80-76	w	5-11-0	2-1-0	27-7-0	17-2-1	0-1-0
at South Carolina	1/18/17	53-57	L	7-4-1	0-3-1	13-0-0	1-6-0	2-0-0
VANDERBILT	1/21/17	66-68	L	6-6-1	6-6-2	6-2-0	0-0-0	DNP
at LSU	1/25/17	106-71	w	11-4-1	15-4-0	DNP	0-5-1	2-1-0
at Oklahoma	1/28/17	84-52	w	7-7-1	5-8-0	15-5-0	0-3-0	0-0-0
MISSOURI	2/2/17	93-54	w	7-7-0	4-5-1	17-4-0	DNP	0-1-0
KENTUCKY	2/4/17	88-66	w	8-7-0	3-3-0	14-0-0	DNP	4-1-0
at Georgia	2/7/17	72-60	w	6-3-0	10-7-0	11-5-0	0-5-1	DNP
TEXAS A&M	2/11/17	71-62	w	11-10-0	18-5-1	12-2-0	0-2-0	DNP
at Auburn	2/14/17	114-95	w	10-4-0	10-8-1	30-2-1	0-0-0	2-0-0
at Mississippi State	2/18/17	57-52	w	DNP	7-4-0	7-1-0	0-1-0	0-2-0
SOUTH CAROLINA	2/21/17	81-66	w	DNP	8-1-1	0-1-0	2-3-2	2-1-0
at Kentucky	2/25/17	66-76	L	DNP	13-3-1	3-1-1	0-1-0	0-0-0